

## Product datasheet for **UM800133**

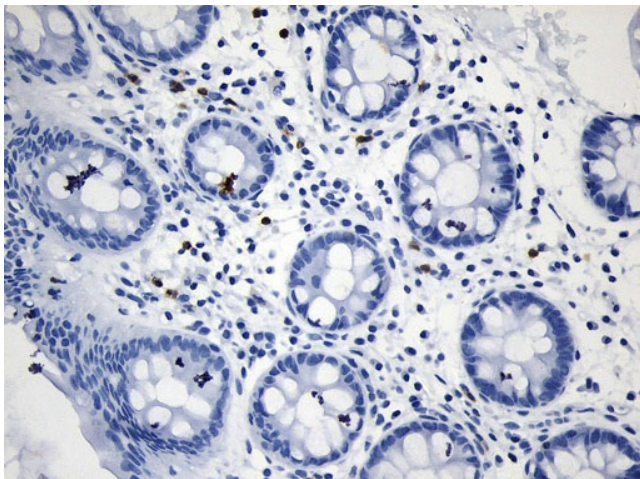
### CD8A Mouse Monoclonal Antibody [Clone ID: UMAB241]

#### Product data:

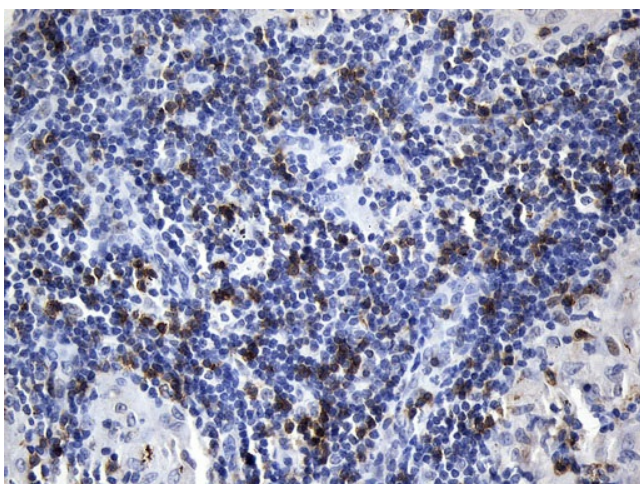
Product Type:	Primary Antibodies
Clone Name:	UMAB241
Applications:	IHC
Recommended Dilution:	IHC 1:200
Reactivity:	Human
Host:	Mouse
Isotype:	IgG1
Clonality:	Monoclonal
Immunogen:	Human recombinant protein fragment corresponding to amino acids 22-182 of human CD8A (NP_001759) produced in E.coli.
Formulation:	PBS (pH 7.3) containing 1% BSA, 50% glycerol and 0.02% sodium azide.
Concentration:	0.5~1.0 mg/ml (Lot Dependent)
Purification:	Purified from mouse ascites fluids or tissue culture supernatant by affinity chromatography (protein A/G)
Conjugation:	Unconjugated
Storage:	Store at -20°C as received.
Stability:	Stable for 12 months from date of receipt.
Predicted Protein Size:	25.67 kDa
Gene Name:	CD8a molecule
Database Link:	<a href="#">NP_001759</a> <a href="#">Entrez Gene 925 Human</a> <a href="#">P01732</a>
Synonyms:	CD8; Leu2; MAL; p32
Protein Families:	Adult stem cells, Druggable Genome, ES Cell Differentiation/IPS, Secreted Protein, Transmembrane
Protein Pathways:	Antigen processing and presentation, Cell adhesion molecules (CAMs), Hematopoietic cell lineage, Primary immunodeficiency, T cell receptor signaling pathway



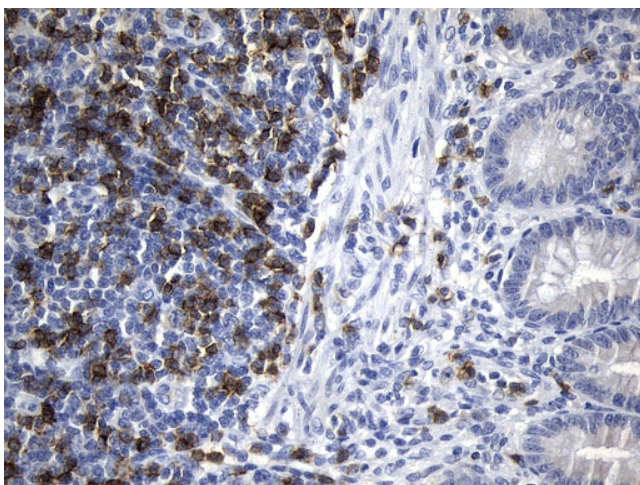
[View online »](#)

**Product images:**

Immunohistochemical staining of paraffin-embedded Human colon tissue within the normal limits using anti-CD8A mouse monoclonal antibody. (Heat-induced epitope retrieval by 1mM EDTA in 10mM Tris buffer (pH8.5) at 120°C for 3min, UM800133) (1:200)



Immunohistochemical staining of paraffin-embedded Human lymph node tissue within the normal limits using anti-CD8A mouse monoclonal antibody. (Heat-induced epitope retrieval by 1mM EDTA in 10mM Tris buffer (pH8.5) at 120°C for 3min, UM800133) (1:200)



Immunohistochemical staining of paraffin-embedded Human appendix tissue within the normal limits using anti-CD8A mouse monoclonal antibody. (Heat-induced epitope retrieval by 1mM EDTA in 10mM Tris buffer (pH8.5) at 120°C for 3min, UM800133) (1:200).