

Product datasheet for **UM500103CF**

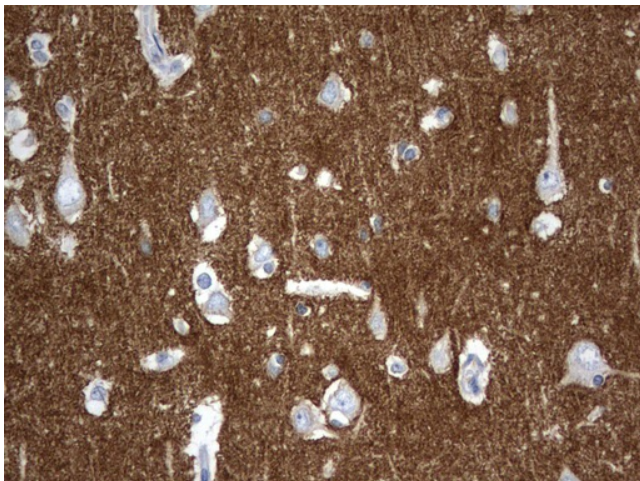
Synaptotagmin 4 (SYT4) Mouse Monoclonal Antibody [Clone ID: UMAB141]

Product data:

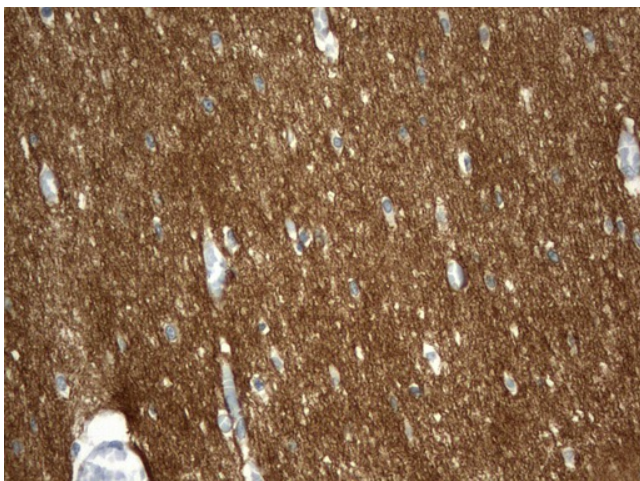
Product Type:	Primary Antibodies
Clone Name:	UMAB141
Applications:	10k-ChIP, IHC
Recommended Dilution:	IHC 1:100~200
Reactivity:	Human, Mouse, Rat
Host:	Mouse
Isotype:	IgG1
Clonality:	Monoclonal
Immunogen:	Full length human recombinant protein of human SYT4(NP_065834) produced in HEK293T cell.
Formulation:	Lyophilized powder (original buffer 1X PBS, pH 7.3, 8% trehalose)
Reconstitution Method:	For reconstitution, we recommend adding 100uL distilled water to a final antibody concentration of about 1 mg/mL. To use this carrier-free antibody for conjugation experiment, we strongly recommend performing another round of desalting process. (OriGene recommends Zeba Spin Desalting Columns, 7KMWCO from Thermo Scientific)
Purification:	Purified from mouse ascites fluids or tissue culture supernatant by affinity chromatography (protein A/G)
Conjugation:	Unconjugated
Storage:	Store at -20°C as received.
Stability:	Stable for 12 months from date of receipt.
Gene Name:	synaptotagmin 4
Database Link:	NP_065834 Entrez Gene 6860 Human Q9H2B2
Synonyms:	HsT1192
Protein Families:	Secreted Protein, Transmembrane



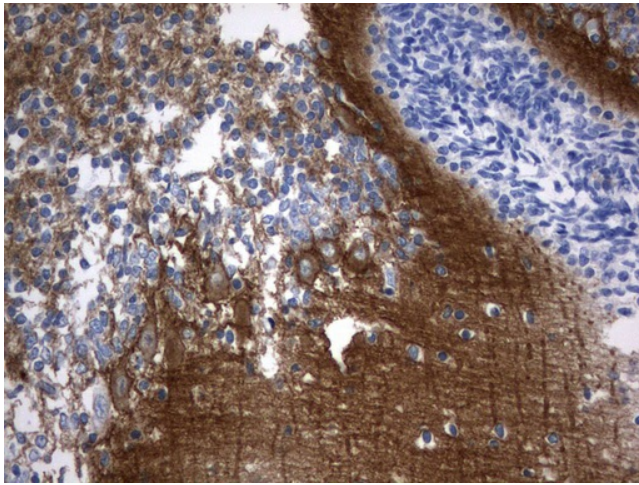
[View online »](#)

Product images:

Immunohistochemical staining of paraffin-embedded Human adult brain tissue using anti-SYT4 mouse monoclonal antibody. ([UM500103], heat-induced epitope retrieval by 1mM EDTA in 10mM Tris, pH8.0, 120°C for 3min)



Immunohistochemical staining of paraffin-embedded Human embryonic brain cortex tissue using anti-SYT4 mouse monoclonal antibody. ([UM500103], heat-induced epitope retrieval by 1mM EDTA in 10mM Tris, pH8.0, 120°C for 3min)



Immunohistochemical staining of paraffin-embedded Human embryonic cerebellum using anti-SYT4 mouse monoclonal antibody. (UM500103, heat-induced epitope retrieval by 1mM EDTA in 10mM Tris, pH8.0, 120°C for 3min)



OriGene overexpression protein microarray chip was immunostained with UltraMAB anti-SYT4 mouse monoclonal antibody ([UM500103]). The positive reactive proteins are highlighted with two red arrows in the enlarged subarray. All the positive controls spotted in this subarray are also labeled for clarification.

