

Product datasheet for **TP319214L**

Dicer (DICER1) (NM_177438) Human Recombinant Protein

Product data:

Product Type:	Recombinant Proteins
Description:	Recombinant protein of human dicer 1, ribonuclease type III (DICER1), transcript variant 1, 1 mg
Species:	Human
Expression Host:	HEK293T



[View online »](#)

Expression cDNA Clone >RC219214 representing NM_177438
 or AA Sequence: Red=Cloning site Green=Tags(s)

MKSPALQPLSMAGLQLMTPASSPMGPFGLPWQQEAIHDNIYTPRKYQVELLEAALDHNTIVCLNTGSGK
 TFIAVLLTKELSYQIRGDFSRNGKRTVFLVNSANQVAQQVSAVRTHSDLKVGESNLEVNASWTKERWNQ
 EFTKHQVLIMTCYVALNVLKNGYLSLSDINLLVFDECHLAILDHPYREIMKLCENCPCSPRILGLTASIL
 NGKCDPEELEEKIQKLEKILKSNAETATDLVVLDRYTSQPCEIVVDCGPFTDRSGLYERLLMELEEALNF
 INDCNISVHSKERDSTLISKQILSDCRAVLVVLGPWCADKVAGMMVRELQKYIKHEQEELHRKFLFTDT
 FLRKIHALCEEHFSPASLDLKFVTPKVIKLEILRKYKPYERQQFESVEWYNNRNQDNYVSWSDSEDDDE
 DEEIEEKEKPETNFSPFTNILCGIIFVERRYTAVLNRLIKEAGKDPELAYISSNFITGHGIGKNQPR
 NKQMEAEFRKQEEVLRKFRAHETNLLIATSIVEEGVDIPKCNLWRFDLPTSEYRSYVQSKGRARAPISNY
 IMLADTDKIKSFEEDLKYKAIKILRNKCSKSVDTGETDIDPVMDDDDVFPPYVLRPDDGGPRVTINTA
 IGHINRYCARLSPDPFTHLAPKCRRELPGDTFYSTLYLPINSPLRASIVGPPMSCVRLAERVALICCE
 KLHKIGELDDHLMVPGKETVKYEEELDLHDEEETSVPGRPGSTKRRQCYPKAIPECLRDSYPRPDQPCYL
 YVIGMVLTTPLPDELNFRRRKLYPPEDTTRCFGILTAKPIQIPHFPVYTRSSEVTISIELKKS GFMLS L
 QMLELITRLHQYIFSHILRLEKPALEFKPTDADSAYCVLPLNVNDSSTLIDFKFMEDIEKSEARIGIP
 STKYTKETPFVFKLEDYQDAVIIPRYRNFDPHRFVYADVYTDLTPLSKFSPSEYETFAEYKTKYNLDL
 TNLNQPLLDVDHTSSRLNLLTPRHLNQKGGKALPLSSAEKRKAKWESLQNKQILVPELCAIHPIPASLWRK
 AVCLPSILYRLHCLLTAELRAQTASDAGVGVRSPLADFRYPNLDGFWKKSIDSKSFISINSSSAENDN
 YCKHSTIVPENAAHQGANRTSSLENHDQMSVNCRTLLSESPGKLHVEVSADLTAINGLSYNQNLANGSYD
 LANRDFCQGNQLNYKQEIPVQPTTSYSIQNLYSYENQPQPSDECTLLSNKYLDGNANKSTSDGSPVMAV
 MPGTTDTIQVLKGRMDSEQSPSIGYSSRTLGNPGLILQALTLNASDGFNLERLEMLGDSFLKHAITY
 LFCTYPPDAHEGRLSYMRSKKSVCNLYRLGKKKGLPSRMVVSIFDPPVNWLPVPGYVNVQDKSNTDKWEKD
 EMTKDCMLANGKLEDEYEEDEEEESLMWRAPKEEADYEDDFLEYDQEHIRFIDNMLMGSGAFVKKISLS
 PFSTTDSAYEWKMPKSSSLGSMFPSSDFEDFDYSSWDAMCYLDPSKAVEEDDFVGVFWNPSEENCGVDTG
 KQSISYDLHTEQCIADKSIADCVEALLGCYLTCGERAAQLFLCSLGLKVLPIKRTDREKALCPTRENF
 NSQQKNLSVSCAAASVASSRSSLKDEYEGCLKIPPRCMFDHPDADKTLNHLISGFENFEKKINRYRKNK
 AYLLQAFTHASYHYNTITDCYQRLEFLGDAILYLITKHLYEDPRQHSPGVLTDLRSALVNNTIFASLAV
 KYDYHKEYFAVSPELFHVIDDFVQFQLEKNEMQGMDELRRSEDEEKEEDIEVPKAMGDIFESLAGAIY
 MDSGMSLETVWQVYYPMMRPLIEKFSANVPRSPVRELLEMEPETAKFSPAERTYDGVKRVTVVEVVGKGF
 KGVGRSYRIAKSAAARRALRSLKANQPQVPNS

TRTRPLEQKLISEEDLAANDILDYKDDDDKV

Tag: C-Myc/DDK
Predicted MW: 218.5 kDa
Concentration: >0.1 µg/µL as determined by microplate BCA method
Purity: > 80% as determined by SDS-PAGE and Coomassie blue staining
Buffer: 25 mM Tris-HCl, 100 mM glycine, pH 7.3, 10% glycerol
Bioactivity: Co-immunoprecipitation (PMID: [26704979](#))
 In vitro binding assay (PMID: [26704979](#))
 Enzyme activity (PMID: [29449323](#))

Preparation: Recombinant protein was captured through anti-DDK affinity column followed by conventional chromatography steps.

Note: For testing in cell culture applications, please filter before use. Note that you may experience some loss of protein during the filtration process.

Storage: Store at -80°C.

Stability: Stable for 12 months from the date of receipt of the product under proper storage and handling conditions. Avoid repeated freeze-thaw cycles.

RefSeq: [NP_803187](#)

Locus ID: 23405

UniProt ID: [Q9UPY3](#)

RefSeq Size: 10276

Cytogenetics: 14q32.13

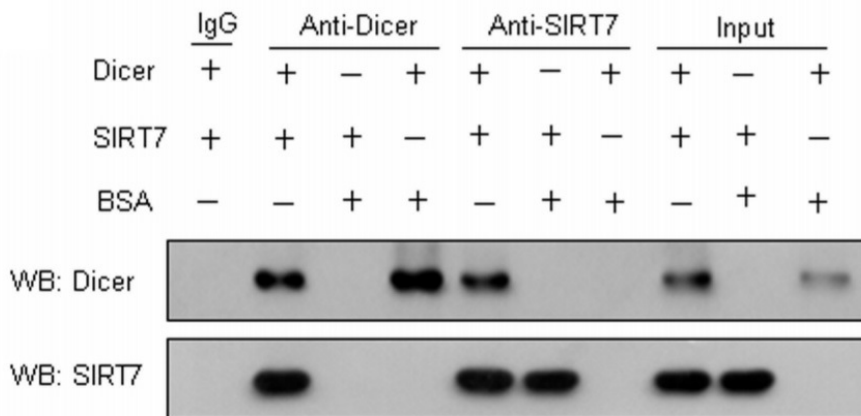
RefSeq ORF: 5766

Synonyms: DCR1; Dicer; Dicer1e; GLOW; HERNA; K12H4.8-LIKE; MNG1; RMSE2

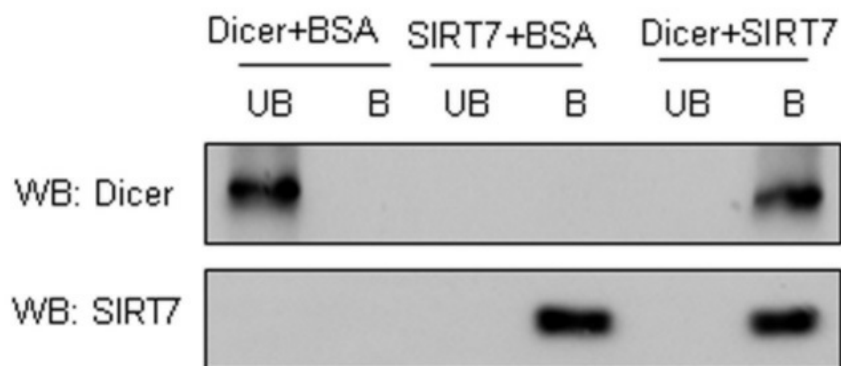
Summary: This gene encodes a protein possessing an RNA helicase motif containing a DEXH box in its amino terminus and an RNA motif in the carboxy terminus. The encoded protein functions as a ribonuclease and is required by the RNA interference and small temporal RNA (stRNA) pathways to produce the active small RNA component that represses gene expression. Alternative splicing results in multiple transcript variants. [provided by RefSeq, Sep 2010]

Protein Families: Druggable Genome

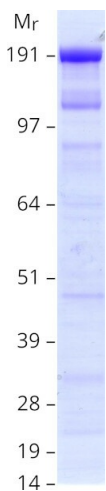
Product images:



Direct interaction of Dicer and SIRT7 revealed by co-IP using purified recombinant Dicer (OriGene [TP319214]) and SIRT7 proteins. The recombinant proteins and IP antibodies added in each reaction are indicated on the top. BSA was used to compensate for the missing protein when only one protein (Dicer or SIRT7) was in the assay. Figure cited from Nucleic Acids Res, PMID: 26704979



Interaction between recombinant human Dicer protein (OriGene [TP319214]) and purified His-tagged SIRT7 protein is revealed by an in vitro binding assay. The proteins loaded to the His-tag purification column are indicated on the top. B, bound fraction; UB, unbound fraction. Figure cited from Nucleic Acids Res, PMID: 26704979



Coomassie blue staining of purified DICER1 protein (Cat# [TP319214]). The protein was produced from HEK293T cells transfected with DICER1 cDNA clone (Cat# [RC219214]) using MegaTran 2.0 (Cat# [TT210002]).