

Product datasheet for **TL518750**

Wrn Mouse shRNA Plasmid (Locus ID 22427)

Product data:

| | |
|---------------------------|--|
| Product Type: | shRNA Plasmids |
| Product Name: | Wrn Mouse shRNA Plasmid (Locus ID 22427) |
| Locus ID: | 22427 |
| Synonyms: | A1846146 |
| Vector: | pGFP-C-shLenti (TR30023) |
| E. coli Selection: | Chloramphenicol (34 ug/ml) |
| Mammalian Cell Selection: | Puromycin |
| Format: | Lentiviral plasmids |
| Components: | Wrn - Mouse, 4 unique 29mer shRNA constructs in lentiviral GFP vector(Gene ID = 22427). 5µg purified plasmid DNA per construct 29-mer scrambled shRNA cassette in pGFP-C-shLenti Vector, TR30021, included for free. |
| RefSeq: | BC050921 , BC060700 , NM_001122822 , NM_011721 , NM_001122822.1 , NM_011721.1 , NM_011721.2 , NM_011721.3 , NM_011721.4 |
| UniProt ID: | O09053 |
| Summary: | Multifunctional enzyme that has both magnesium and ATP-dependent DNA-helicase activity and 3'->5' exonuclease activity towards double-stranded DNA with a 5'-overhang. Has no nuclease activity towards single-stranded DNA or blunt-ended double-stranded DNA. Binds preferentially to DNA substrates containing alternate secondary structures, such as replication forks and Holliday junctions. May play an important role in the dissociation of joint DNA molecules that can arise as products of homologous recombination, at stalled replication forks or during DNA repair. Alleviates stalling of DNA polymerases at the site of DNA lesions. Important for genomic integrity. Plays a role in the formation of DNA replication focal centers; stably associates with foci elements generating binding sites for RP-A (By similarity). Plays a role in double-strand break repair after gamma-irradiation (By similarity). [UniProtKB/Swiss-Prot Function] |
| shRNA Design: | These shRNA constructs were designed against multiple splice variants at this gene locus. To be certain that your variant of interest is targeted, please contact techsupport@origene.com . If you need a special design or shRNA sequence, please utilize our custom shRNA service . |

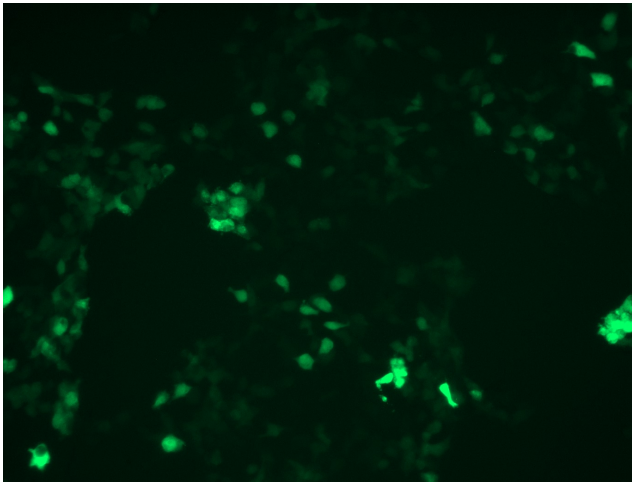


[View online »](#)

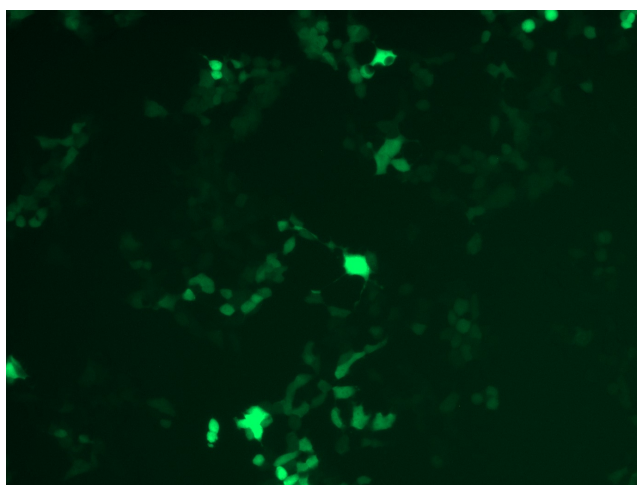
**Performance
Guaranteed:**

OriGene guarantees that the sequences in the shRNA expression cassettes are verified to correspond to the target gene with 100% identity. One of the four constructs at minimum are guaranteed to produce 70% or more gene expression knock-down provided a minimum transfection efficiency of 80% is achieved. Western Blot data is recommended over qPCR to evaluate the silencing effect of the shRNA constructs 72 hrs post transfection. To properly assess knockdown, the gene expression level from the included scramble control vector must be used in comparison with the target-specific shRNA transfected samples.

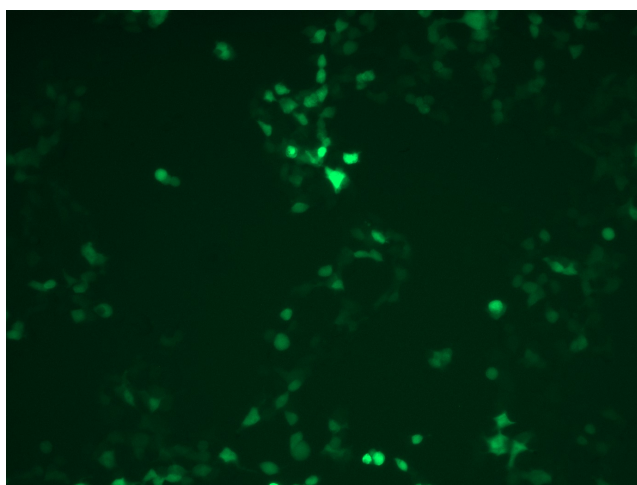
For non-conforming shRNA, requests for replacement product must be made within ninety (90) days from the date of delivery of the shRNA kit. To arrange for a free replacement with newly designed constructs, please contact Technical Services at techsupport@origene.com. Please provide your data indicating the transfection efficiency and measurement of gene expression knockdown compared to the scrambled shRNA control (Western Blot data preferred).

Product images:

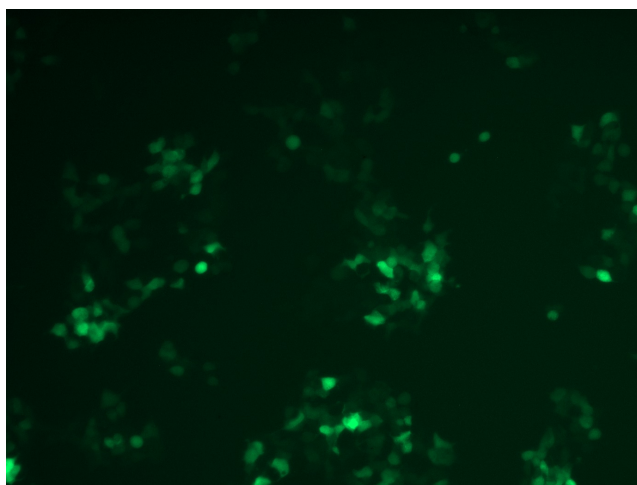
GFP signal was observed under microscope at 48 hours after transduction of TL518750A virus into HEK293 cells. TL518750A virus was prepared using lenti-shRNA TL518750A and [TR30037] packaging kit.



GFP signal was observed under microscope at 48 hours after transduction of TL518750B virus into HEK293 cells. TL518750B virus was prepared using lenti-shRNA TL518750B and [TR30037] packaging kit.



GFP signal was observed under microscope at 48 hours after transduction of [TL518750C] virus into HEK293 cells. [TL518750C] virus was prepared using lenti-shRNA [TL518750C] and [TR30037] packaging kit.



GFP signal was observed under microscope at 48 hours after transduction of [TL518750D] virus into HEK293 cells. [TL518750D] virus was prepared using lenti-shRNA [TL518750D] and [TR30037] packaging kit.