

Product datasheet for **TL518223**

Snx27 Mouse shRNA Plasmid (Locus ID 76742)

Product data:

Product Type:	shRNA Plasmids
Product Name:	Snx27 Mouse shRNA Plasmid (Locus ID 76742)
Locus ID:	76742
Synonyms:	5730552M22Rik; ESTM45; ESTM47; R75405
Vector:	pGFP-C-shLenti (TR30023)
E. coli Selection:	Chloramphenicol (34 ug/ml)
Mammalian Cell Selection:	Puromycin
Format:	Lentiviral plasmids
Components:	Snx27 - Mouse, 4 unique 29mer shRNA constructs in lentiviral GFP vector(Gene ID = 76742). 5µg purified plasmid DNA per construct 29-mer scrambled shRNA cassette in pGFP-C-shLenti Vector, TR30021, included for free.
RefSeq:	NM_001082484 , NM_029721 , NM_001082484.1 , NM_001082484.2 , NM_029721.1 , NM_029721.2 , BC053495 , BC156098 , BC156894
UniProt ID:	Q3UHD6
Summary:	Involved in the retrograde transport from endosome to plasma membrane, a trafficking pathway that promotes the recycling of internalized transmembrane proteins. Following internalization, endocytosed transmembrane proteins are delivered to early endosomes and recycled to the plasma membrane instead of being degraded in lysosomes. SNX27 specifically binds and directs sorting of a subset of transmembrane proteins containing a PDZ-binding motif at the C-terminus: following interaction with target transmembrane proteins, associates with the retromer complex, preventing entry into the lysosomal pathway, and promotes retromer-tubule based plasma membrane recycling. SNX27 also binds with the WASH complex. Interacts with membranes containing phosphatidylinositol-3-phosphate (PtdIns(3P)). May participate in establishment of natural killer cell polarity. Recruits CYTIP to early endosomes.[UniProtKB/Swiss-Prot Function]
shRNA Design:	These shRNA constructs were designed against multiple splice variants at this gene locus. To be certain that your variant of interest is targeted, please contact techsupport@origene.com . If you need a special design or shRNA sequence, please utilize our custom shRNA service .

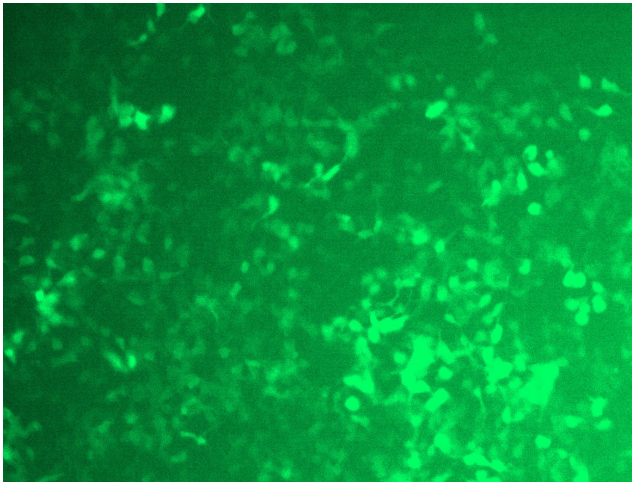


[View online »](#)

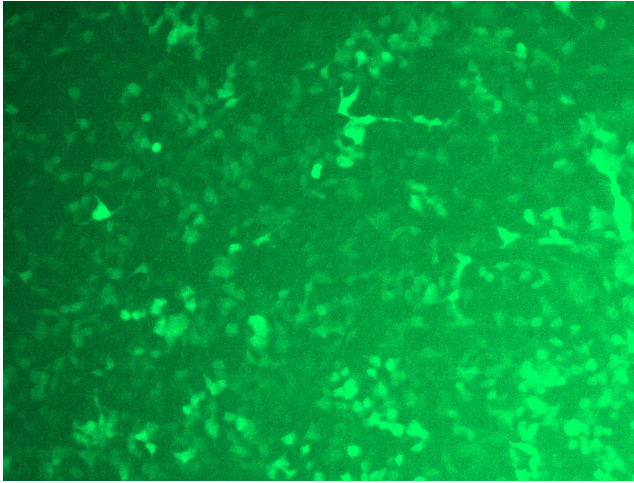
**Performance
Guaranteed:**

OriGene guarantees that the sequences in the shRNA expression cassettes are verified to correspond to the target gene with 100% identity. One of the four constructs at minimum are guaranteed to produce 70% or more gene expression knock-down provided a minimum transfection efficiency of 80% is achieved. Western Blot data is recommended over qPCR to evaluate the silencing effect of the shRNA constructs 72 hrs post transfection. To properly assess knockdown, the gene expression level from the included scramble control vector must be used in comparison with the target-specific shRNA transfected samples.

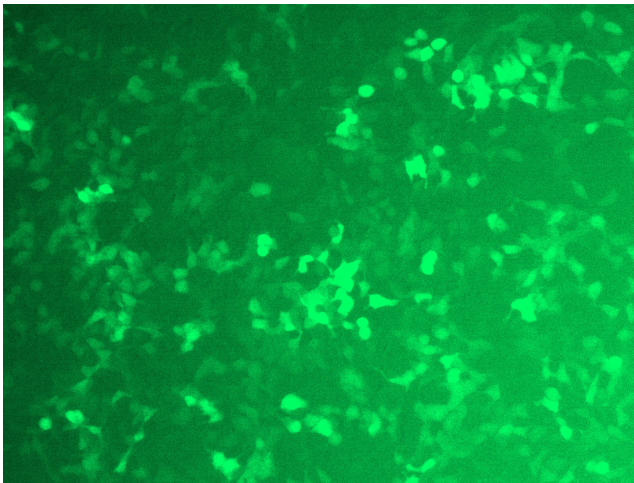
For non-conforming shRNA, requests for replacement product must be made within ninety (90) days from the date of delivery of the shRNA kit. To arrange for a free replacement with newly designed constructs, please contact Technical Services at techsupport@origene.com. Please provide your data indicating the transfection efficiency and measurement of gene expression knockdown compared to the scrambled shRNA control (Western Blot data preferred).

Product images:

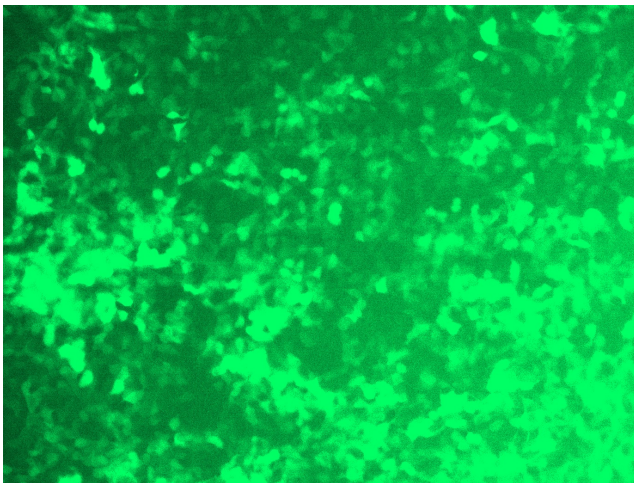
GFP signal was observed under microscope at 48 hours after transduction of TL518223A virus into HEK293 cells. TL518223A virus was prepared using lenti-shRNA TL518223A and [TR30037] packaging kit.



GFP signal was observed under microscope at 48 hours after transduction of TL518223B virus into HEK293 cells. TL518223B virus was prepared using lenti-shRNA TL518223B and [TR30037] packaging kit.



GFP signal was observed under microscope at 48 hours after transduction of [TL518223C] virus into HEK293 cells. [TL518223C] virus was prepared using lenti-shRNA [TL518223C] and [TR30037] packaging kit.



GFP signal was observed under microscope at 48 hours after transduction of [TL518223D] virus into HEK293 cells. [TL518223D] virus was prepared using lenti-shRNA [TL518223D] and [TR30037] packaging kit.