

Product datasheet for **TL517408V**

Lrrc25 Mouse shRNA Lentiviral Particle (Locus ID 211228)

Product data:

Product Type:	shRNA Lentiviral Particles
Product Name:	Lrrc25 Mouse shRNA Lentiviral Particle (Locus ID 211228)
Locus ID:	211228
Synonyms:	Mapa
Vector:	pGFP-C-shLenti (TR30023)
Format:	Lentiviral particles
Components:	Lrrc25 - Mouse shRNA lentiviral particles (4 unique 29mer target-specific shRNA, 1 scramble control), 0.5 ml each, >10 ⁷ TU/ml.
RefSeq:	NM_153074 , NM_153074.1 , NM_153074.2 , NM_153074.3 , BC137696
UniProt ID:	Q8K1T1
Summary:	Plays a role in the inhibition of RLR-mediated type I interferon signaling pathway by targeting DDX58/RIG-I for autophagic degradation. Interacts specifically with ISG15-associated DDX58 to promote interaction between DDX58 and the autophagic cargo receptor p62/SQSTM1 to mediate DDX58 degradation via selective autophagy. Plays also a role in the inhibition of NF-kappa-B signaling pathway and inflammatory response by promoting the degradation of p65/RELA.[UniProtKB/Swiss-Prot Function]
shRNA Design:	These shRNA constructs were designed against multiple splice variants at this gene locus. To be certain that your variant of interest is targeted, please contact techsupport@origene.com . If you need a special design or shRNA sequence, please utilize our custom shRNA service .

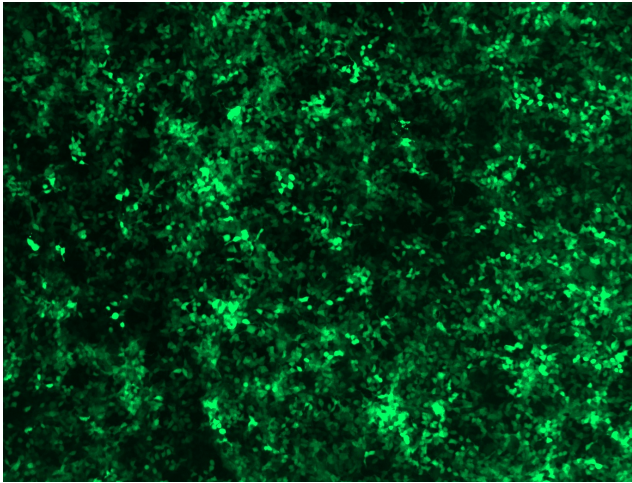


[View online »](#)

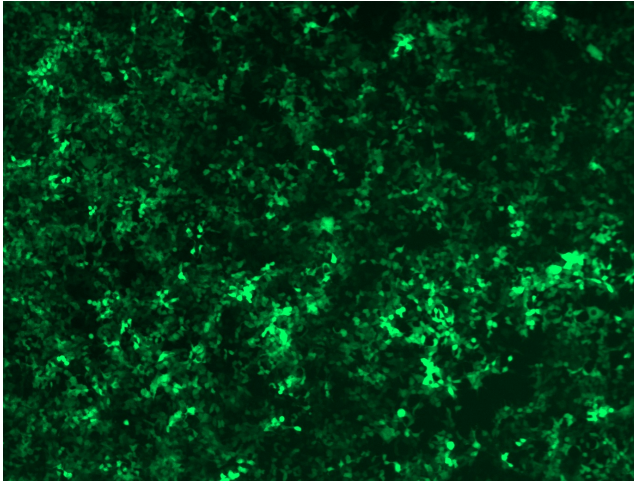
**Performance
Guaranteed:**

OriGene guarantees that the sequences in the shRNA expression cassettes are verified to correspond to the target gene with 100% identity. One of the four constructs at minimum are guaranteed to produce 70% or more gene expression knock-down provided a minimum transfection efficiency of 80% is achieved. Western Blot data is recommended over qPCR to evaluate the silencing effect of the shRNA constructs 72 hrs post transfection. To properly assess knockdown, the gene expression level from the included scramble control vector must be used in comparison with the target-specific shRNA transfected samples.

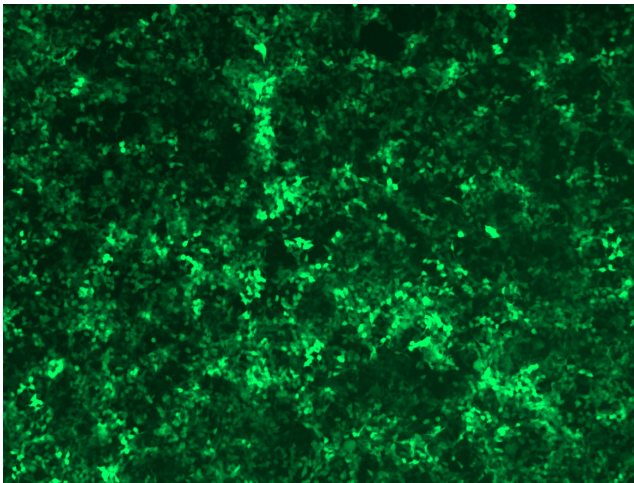
For non-conforming shRNA, requests for replacement product must be made within ninety (90) days from the date of delivery of the shRNA kit. To arrange for a free replacement with newly designed constructs, please contact Technical Services at techsupport@origene.com. Please provide your data indicating the transfection efficiency and measurement of gene expression knockdown compared to the scrambled shRNA control (Western Blot data preferred).

Product images:

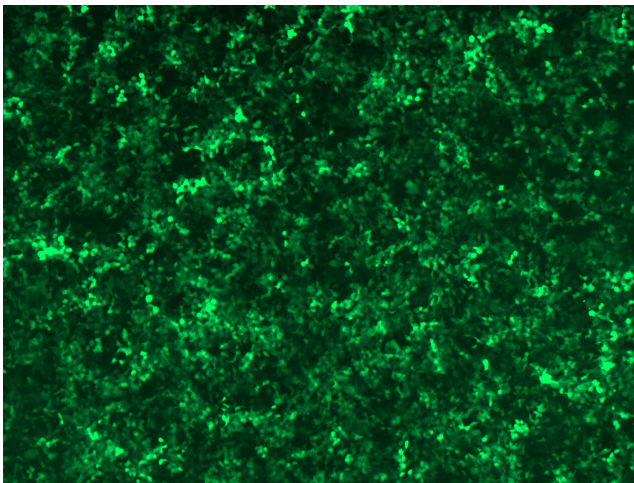
GFP signal was observed under microscope at 48 hours after transduction of TL517408A virus into HEK293 cells. TL517408A virus was prepared using lenti-shRNA TL517408A and [TR30037] packaging kit.



GFP signal was observed under microscope at 48 hours after transduction of TL517408B virus into HEK293 cells. TL517408B virus was prepared using lenti-shRNA TL517408B and [TR30037] packaging kit.



GFP signal was observed under microscope at 48 hours after transduction of [TL517408C] virus into HEK293 cells. [TL517408C] virus was prepared using lenti-shRNA [TL517408C] and [TR30037] packaging kit.



GFP signal was observed under microscope at 48 hours after transduction of [TL517408D] virus into HEK293 cells. [TL517408D] virus was prepared using lenti-shRNA [TL517408D] and [TR30037] packaging kit.