

Product datasheet for **TL514508**

Galnt3 Mouse shRNA Plasmid (Locus ID 14425)

Product data:

Product Type:	shRNA Plasmids
Product Name:	Galnt3 Mouse shRNA Plasmid (Locus ID 14425)
Locus ID:	14425
Vector:	pGFP-C-shLenti (TR30023)
E. coli Selection:	Chloramphenicol (34 ug/ml)
Mammalian Cell Selection:	Puromycin
Format:	Lentiviral plasmids
Components:	Galnt3 - Mouse, 4 unique 29mer shRNA constructs in lentiviral GFP vector(Gene ID = 14425). 5µg purified plasmid DNA per construct 29-mer scrambled shRNA cassette in pGFP-C-shLenti Vector, TR30021, included for free.
RefSeq:	BC043331 , NM_015736 , NM_015736.1 , NM_015736.2 , BC003765
UniProt ID:	P70419
Summary:	Catalyzes the initial reaction in O-linked oligosaccharide biosynthesis, the transfer of an N-acetyl-D-galactosamine residue to a serine or threonine residue on the protein receptor. Has activity toward HIV envelope glycoprotein gp120, EA2, Muc2 and Muc5. Glycosylates FGF23 (By similarity). Probably glycosylates fibronectin in vivo. May be involved in phosphate homeostasis.[UniProtKB/Swiss-Prot Function]
shRNA Design:	These shRNA constructs were designed against multiple splice variants at this gene locus. To be certain that your variant of interest is targeted, please contact techsupport@origene.com . If you need a special design or shRNA sequence, please utilize our custom shRNA service .

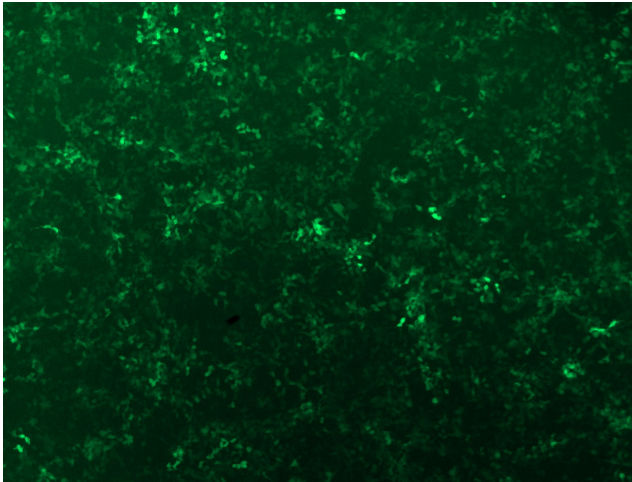


[View online »](#)

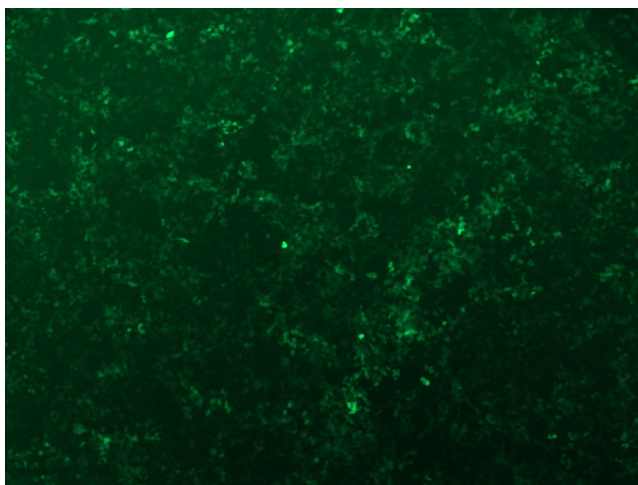
**Performance
Guaranteed:**

OriGene guarantees that the sequences in the shRNA expression cassettes are verified to correspond to the target gene with 100% identity. One of the four constructs at minimum are guaranteed to produce 70% or more gene expression knock-down provided a minimum transfection efficiency of 80% is achieved. Western Blot data is recommended over qPCR to evaluate the silencing effect of the shRNA constructs 72 hrs post transfection. To properly assess knockdown, the gene expression level from the included scramble control vector must be used in comparison with the target-specific shRNA transfected samples.

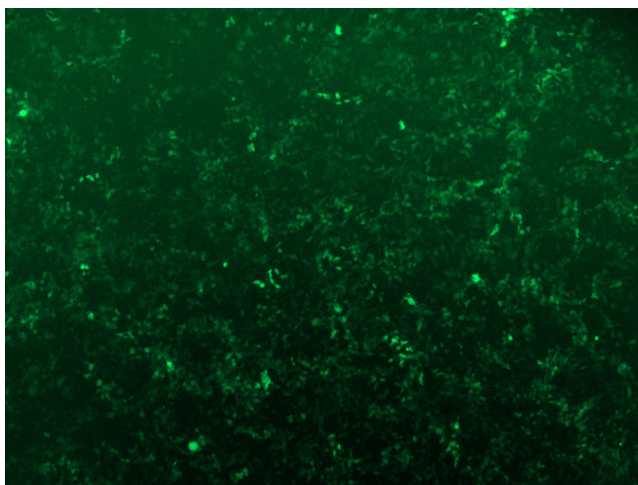
For non-conforming shRNA, requests for replacement product must be made within ninety (90) days from the date of delivery of the shRNA kit. To arrange for a free replacement with newly designed constructs, please contact Technical Services at techsupport@origene.com. Please provide your data indicating the transfection efficiency and measurement of gene expression knockdown compared to the scrambled shRNA control (Western Blot data preferred).

Product images:

GFP signal was observed under microscope at 48 hours after transduction of TL514508A virus into HEK293 cells. TL514508A virus was prepared using lenti-shRNA TL514508A and [TR30037] packaging kit.



GFP signal was observed under microscope at 48 hours after transduction of TL514508B virus into HEK293 cells. TL514508B virus was prepared using lenti-shRNA TL514508B and [TR30037] packaging kit.



GFP signal was observed under microscope at 48 hours after transduction of [TL514508D] virus into HEK293 cells. [TL514508D] virus was prepared using lenti-shRNA [TL514508D] and [TR30037] packaging kit.