

Product datasheet for **TL513534**

Elov11 Mouse shRNA Plasmid (Locus ID 54325)

Product data:

Product Type:	shRNA Plasmids
Product Name:	Elov11 Mouse shRNA Plasmid (Locus ID 54325)
Locus ID:	54325
Synonyms:	AA407424; BB151133; Ssc1
Vector:	pGFP-C-shLenti (TR30023)
E. coli Selection:	Chloramphenicol (34 ug/ml)
Mammalian Cell Selection:	Puromycin
Format:	Lentiviral plasmids
Components:	Elov11 - Mouse, 4 unique 29mer shRNA constructs in lentiviral GFP vector(Gene ID = 54325). 5µg purified plasmid DNA per construct 29-mer scrambled shRNA cassette in pGFP-C-shLenti Vector, TR30021, included for free.
RefSeq:	BC006735 , BC096673 , NM_001039175 , NM_001039176 , NM_019422 , NM_001039175.1 , NM_001039175.2 , NM_019422.1 , NM_019422.2 , NM_019422.3 , NM_001039176.1 , NM_001039176.2 , BM445297
UniProt ID:	Q9JLJ5
Summary:	Catalyzes the first and rate-limiting reaction of the four reactions that constitute the long-chain fatty acids elongation cycle. This endoplasmic reticulum-bound enzymatic process allows the addition of 2 carbons to the chain of long- and very long-chain fatty acids (VLCFAs) per cycle. Condensing enzyme that exhibits activity toward saturated and monounsaturated acyl-CoA substrates, with the highest activity towards C22:0 acyl-CoA. May participate in the production of both saturated and monounsaturated VLCFAs of different chain lengths that are involved in multiple biological processes as precursors of membrane lipids and lipid mediators. Important for saturated C24:0 and monounsaturated C24:1 sphingolipid synthesis. Indirectly inhibits RPE65 via production of VLCFAs.[UniProtKB/Swiss-Prot Function]
shRNA Design:	These shRNA constructs were designed against multiple splice variants at this gene locus. To be certain that your variant of interest is targeted, please contact techsupport@origene.com . If you need a special design or shRNA sequence, please utilize our custom shRNA service .

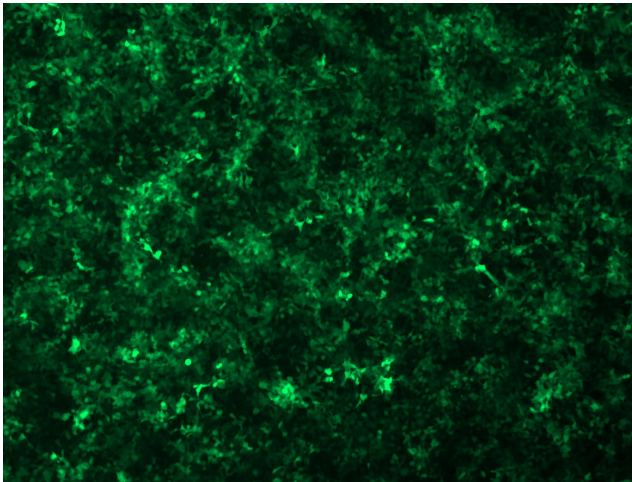


[View online »](#)

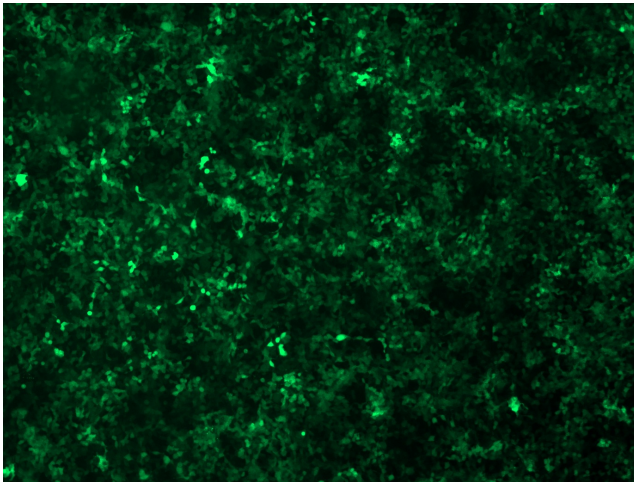
**Performance
Guaranteed:**

OriGene guarantees that the sequences in the shRNA expression cassettes are verified to correspond to the target gene with 100% identity. One of the four constructs at minimum are guaranteed to produce 70% or more gene expression knock-down provided a minimum transfection efficiency of 80% is achieved. Western Blot data is recommended over qPCR to evaluate the silencing effect of the shRNA constructs 72 hrs post transfection. To properly assess knockdown, the gene expression level from the included scramble control vector must be used in comparison with the target-specific shRNA transfected samples.

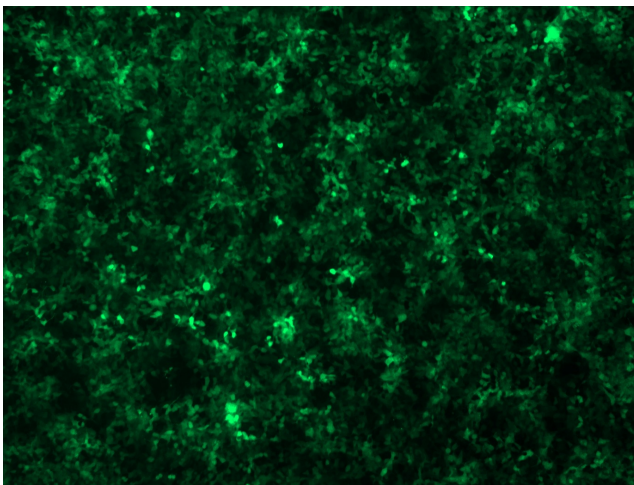
For non-conforming shRNA, requests for replacement product must be made within ninety (90) days from the date of delivery of the shRNA kit. To arrange for a free replacement with newly designed constructs, please contact Technical Services at techsupport@origene.com. Please provide your data indicating the transfection efficiency and measurement of gene expression knockdown compared to the scrambled shRNA control (Western Blot data preferred).

Product images:

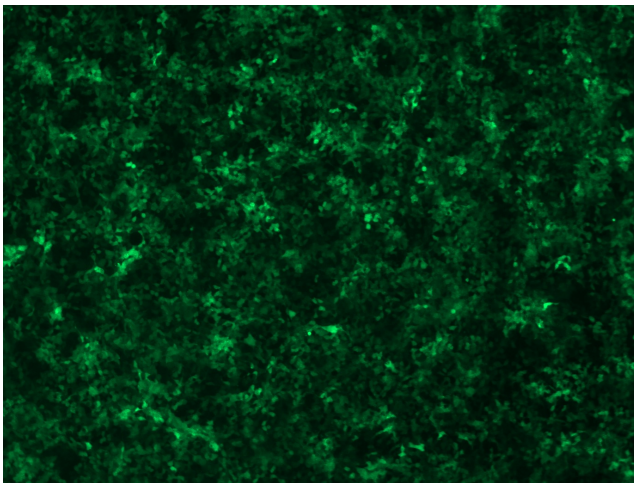
GFP signal was observed under microscope at 48 hours after transduction of TL513534A virus into HEK293 cells. TL513534A virus was prepared using lenti-shRNA TL513534A and [TR30037] packaging kit.



GFP signal was observed under microscope at 48 hours after transduction of TL513534B virus into HEK293 cells. TL513534B virus was prepared using lenti-shRNA TL513534B and [TR30037] packaging kit.



GFP signal was observed under microscope at 48 hours after transduction of [TL513534C] virus into HEK293 cells. [TL513534C] virus was prepared using lenti-shRNA [TL513534C] and [TR30037] packaging kit.



GFP signal was observed under microscope at 48 hours after transduction of [TL513534D] virus into HEK293 cells. [TL513534D] virus was prepared using lenti-shRNA [TL513534D] and [TR30037] packaging kit.