

## Product datasheet for **TL513186**

### Csf1 Mouse shRNA Plasmid (Locus ID 12977)

#### Product data:

Product Type:	shRNA Plasmids
Product Name:	Csf1 Mouse shRNA Plasmid (Locus ID 12977)
Locus ID:	12977
Synonyms:	C87615; Csfm; MCSF; op
Vector:	pGFP-C-shLenti (TR30023)
E. coli Selection:	Chloramphenicol (34 ug/ml)
Mammalian Cell Selection:	Puromycin
Format:	Lentiviral plasmids
Components:	Csf1 - Mouse, 4 unique 29mer shRNA constructs in lentiviral GFP vector(Gene ID = 12977). 5µg purified plasmid DNA per construct 29-mer scrambled shRNA cassette in pGFP-C-shLenti Vector, TR30021, included for free.
RefSeq:	<a href="#">BC066187</a> , <a href="#">BC066200</a> , <a href="#">BC066205</a> , <a href="#">NM_001113529</a> , <a href="#">NM_001113530</a> , <a href="#">NM_007778</a> , <a href="#">NM_001113530.1</a> , <a href="#">NM_007778.1</a> , <a href="#">NM_007778.2</a> , <a href="#">NM_007778.3</a> , <a href="#">NM_007778.4</a> , <a href="#">NM_001113529.1</a> , <a href="#">BC025593</a>
UniProt ID:	<a href="#">P07141</a>
Summary:	Cytokine that plays an essential role in the regulation of survival, proliferation and differentiation of hematopoietic precursor cells, especially mononuclear phagocytes, such as macrophages and monocytes. Promotes the release of proinflammatory chemokines, and thereby plays an important role in innate immunity and in inflammatory processes. Plays an important role in the regulation of osteoclast proliferation and differentiation, the regulation of bone resorption, and is required for normal bone development. Required for normal male and female fertility. Promotes reorganization of the actin cytoskeleton, regulates formation of membrane ruffles, cell adhesion and cell migration. Plays a role in lipoprotein clearance. [UniProtKB/Swiss-Prot Function]
shRNA Design:	These shRNA constructs were designed against multiple splice variants at this gene locus. To be certain that your variant of interest is targeted, please contact <a href="mailto:techsupport@origene.com">techsupport@origene.com</a> . If you need a special design or shRNA sequence, please utilize our <a href="#">custom shRNA service</a> .

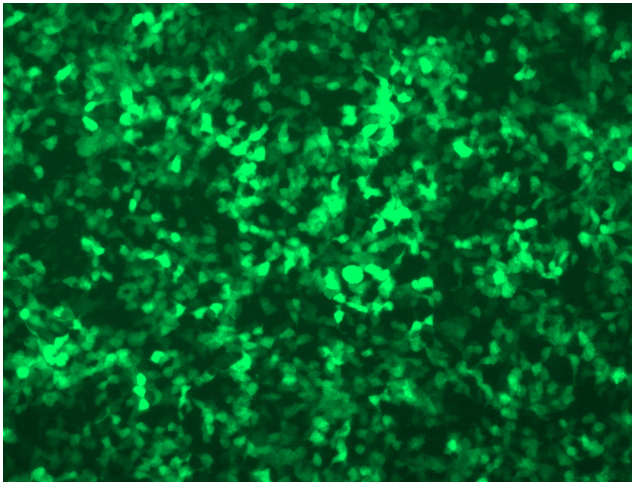


[View online »](#)

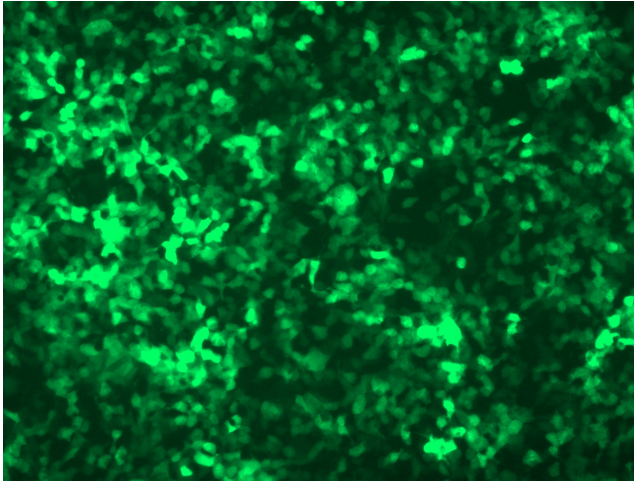
**Performance  
Guaranteed:**

OriGene guarantees that the sequences in the shRNA expression cassettes are verified to correspond to the target gene with 100% identity. One of the four constructs at minimum are guaranteed to produce 70% or more gene expression knock-down provided a minimum transfection efficiency of 80% is achieved. Western Blot data is recommended over qPCR to evaluate the silencing effect of the shRNA constructs 72 hrs post transfection. To properly assess knockdown, the gene expression level from the included scramble control vector must be used in comparison with the target-specific shRNA transfected samples.

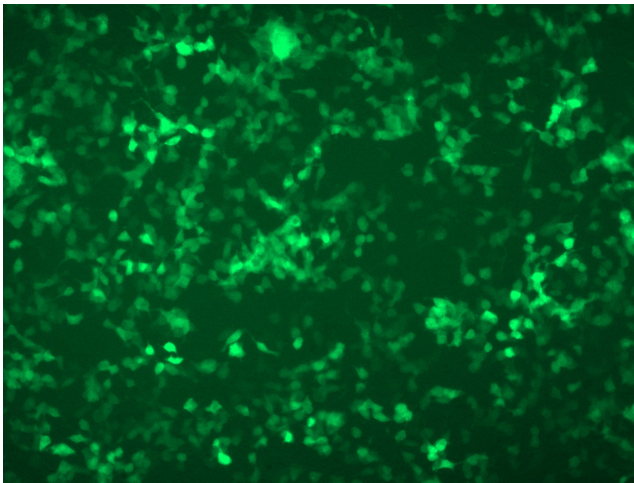
For non-conforming shRNA, requests for replacement product must be made within ninety (90) days from the date of delivery of the shRNA kit. To arrange for a free replacement with newly designed constructs, please contact Technical Services at [techsupport@origene.com](mailto:techsupport@origene.com). Please provide your data indicating the transfection efficiency and measurement of gene expression knockdown compared to the scrambled shRNA control (Western Blot data preferred).

**Product images:**

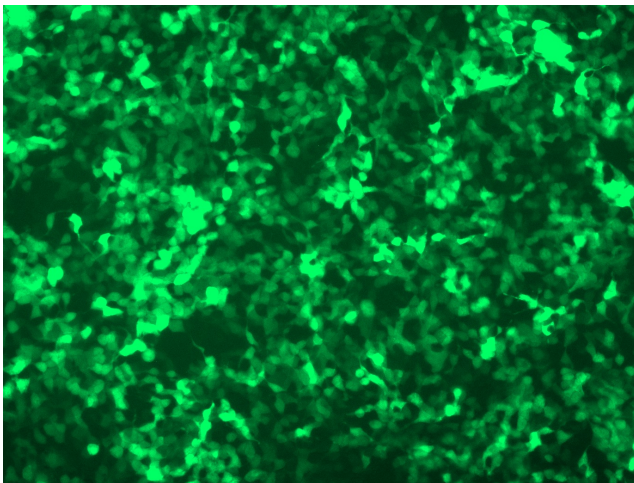
GFP signal was observed under microscope at 48 hours after transduction of TL513186A virus into HEK293 cells. TL513186A virus was prepared using lenti-shRNA TL513186A and [TR30037] packaging kit.



GFP signal was observed under microscope at 48 hours after transduction of TL513186B virus into HEK293 cells. TL513186B virus was prepared using lenti-shRNA TL513186B and [TR30037] packaging kit.



GFP signal was observed under microscope at 48 hours after transduction of [TL513186C] virus into HEK293 cells. [TL513186C] virus was prepared using lenti-shRNA [TL513186C] and [TR30037] packaging kit.



GFP signal was observed under microscope at 48 hours after transduction of [TL513186D] virus into HEK293 cells. [TL513186D] virus was prepared using lenti-shRNA [TL513186D] and [TR30037] packaging kit.