

Product datasheet for **TL512564V**

Pak6 Mouse shRNA Lentiviral Particle (Locus ID 214230)

Product data:

Product Type:	shRNA Lentiviral Particles
Product Name:	Pak6 Mouse shRNA Lentiviral Particle (Locus ID 214230)
Locus ID:	214230
Synonyms:	4732456M09
Vector:	pGFP-C-shLenti (TR30023)
Format:	Lentiviral particles
Components:	Pak6 - Mouse shRNA lentiviral particles (4 unique 29mer target-specific shRNA, 1 scramble control), 0.5 ml each, >10 ⁷ TU/ml.
RefSeq:	NM_001033254 , NM_001145854 , NM_001145854.1 , NM_001033254.1 , NM_001033254.2 , NM_001033254.3 , BC150754 , BC059912 , BC079572
UniProt ID:	Q3ULB5
Summary:	Serine/threonine protein kinase that plays a role in the regulation of gene transcription. The kinase activity is induced by various effectors including AR or MAP2K6/MAPKK6. Phosphorylates the DNA-binding domain of androgen receptor/AR and thereby inhibits AR-mediated transcription. Inhibits also ESR1-mediated transcription. May play a role in cytoskeleton regulation by interacting with IQGAP1. May protect cells from apoptosis through phosphorylation of BAD (By similarity).[UniProtKB/Swiss-Prot Function]
shRNA Design:	These shRNA constructs were designed against multiple splice variants at this gene locus. To be certain that your variant of interest is targeted, please contact techsupport@origene.com . If you need a special design or shRNA sequence, please utilize our custom shRNA service .

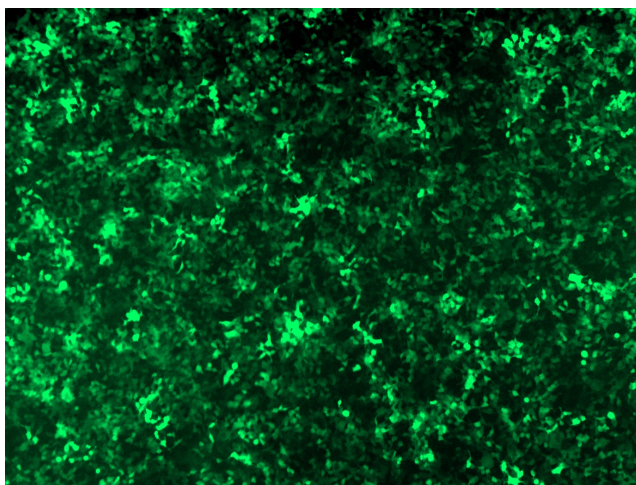


[View online »](#)

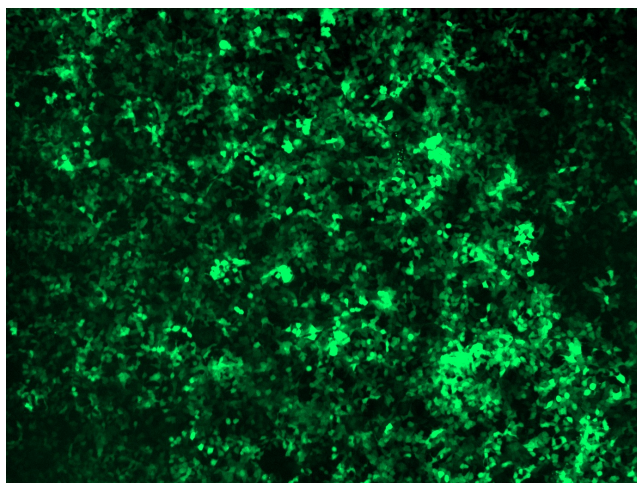
**Performance
Guaranteed:**

OriGene guarantees that the sequences in the shRNA expression cassettes are verified to correspond to the target gene with 100% identity. One of the four constructs at minimum are guaranteed to produce 70% or more gene expression knock-down provided a minimum transfection efficiency of 80% is achieved. Western Blot data is recommended over qPCR to evaluate the silencing effect of the shRNA constructs 72 hrs post transfection. To properly assess knockdown, the gene expression level from the included scramble control vector must be used in comparison with the target-specific shRNA transfected samples.

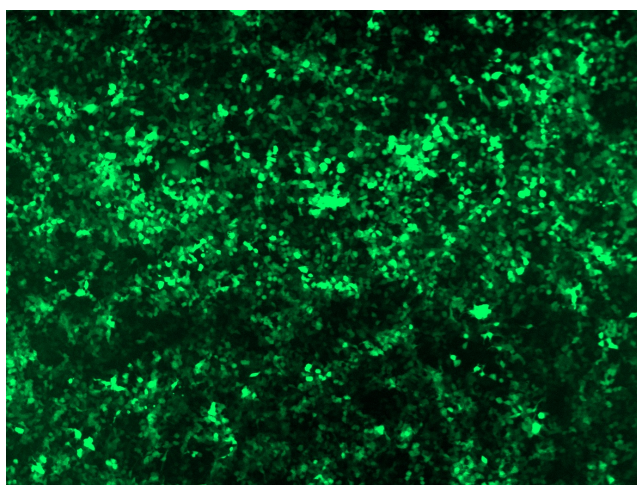
For non-conforming shRNA, requests for replacement product must be made within ninety (90) days from the date of delivery of the shRNA kit. To arrange for a free replacement with newly designed constructs, please contact Technical Services at techsupport@origene.com. Please provide your data indicating the transfection efficiency and measurement of gene expression knockdown compared to the scrambled shRNA control (Western Blot data preferred).

Product images:

GFP signal was observed under microscope at 48 hours after transduction of TL512564A virus into HEK293 cells. TL512564A virus was prepared using lenti-shRNA TL512564A and [TR30037] packaging kit.



GFP signal was observed under microscope at 48 hours after transduction of TL512564B virus into HEK293 cells. TL512564B virus was prepared using lenti-shRNA TL512564B and [TR30037] packaging kit.



GFP signal was observed under microscope at 48 hours after transduction of [TL512564C] virus into HEK293 cells. [TL512564C] virus was prepared using lenti-shRNA [TL512564C] and [TR30037] packaging kit.