

## Product datasheet for **TL505334**

### Apobec3 Mouse shRNA Plasmid (Locus ID 80287)

#### Product data:

Product Type:	shRNA Plasmids
Product Name:	Apobec3 Mouse shRNA Plasmid (Locus ID 80287)
Locus ID:	80287
Synonyms:	Apobec; Arp3; BC003314; Cem15; Rfv3
Vector:	pGFP-C-shLenti (TR30023)
E. coli Selection:	Chloramphenicol (34 ug/ml)
Mammalian Cell Selection:	Puromycin
Format:	Lentiviral plasmids
Components:	Apobec3 - Mouse, 4 unique 29mer shRNA constructs in lentiviral GFP vector(Gene ID = 80287). 5µg purified plasmid DNA per construct 29-mer scrambled shRNA cassette in pGFP-C-shLenti Vector, TR30021, included for free.
RefSeq:	<a href="#">BC003314</a> , <a href="#">NM_001160415</a> , <a href="#">NM_001347041</a> , <a href="#">NM_030255</a> , <a href="#">NM_030255.1</a> , <a href="#">NM_030255.2</a> , <a href="#">NM_030255.3</a> , <a href="#">NM_001160415.1</a> , <a href="#">BC007182</a>
UniProt ID:	<a href="#">Q99J72</a>
Summary:	DNA deaminase (cytidine deaminase) which acts as an inhibitor of retrovirus replication and retrotransposon mobility via deaminase-dependent and -independent mechanisms. Selectively targets single-stranded DNA and does not deaminate double-stranded DNA or single-or double-stranded RNA. Exhibits antiviral activity against HIV-1, simian immunodeficiency viruses (SIVs), mouse mammary tumor virus (MMTV) and friend murine leukemia virus (FrMLV) and may inhibit the mobility of LTR retrotransposons. [UniProtKB/Swiss-Prot Function]
shRNA Design:	These shRNA constructs were designed against multiple splice variants at this gene locus. To be certain that your variant of interest is targeted, please contact <a href="mailto:techsupport@origene.com">techsupport@origene.com</a> . If you need a special design or shRNA sequence, please utilize our <a href="#">custom shRNA service</a> .

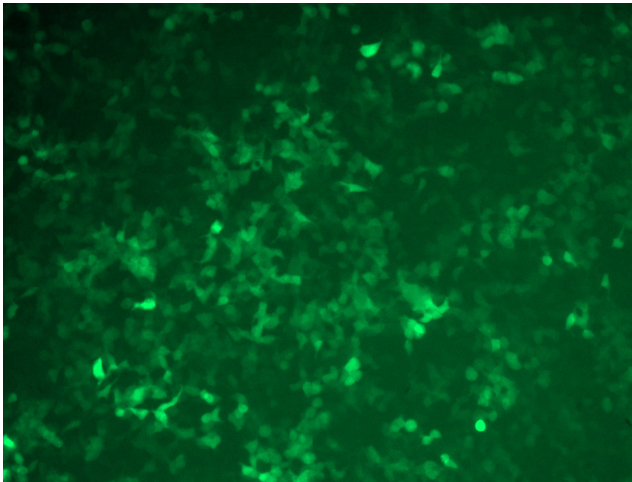


[View online »](#)

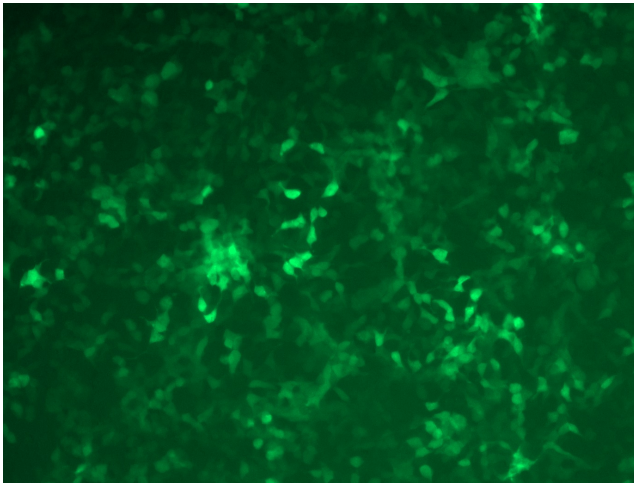
**Performance  
Guaranteed:**

OriGene guarantees that the sequences in the shRNA expression cassettes are verified to correspond to the target gene with 100% identity. One of the four constructs at minimum are guaranteed to produce 70% or more gene expression knock-down provided a minimum transfection efficiency of 80% is achieved. Western Blot data is recommended over qPCR to evaluate the silencing effect of the shRNA constructs 72 hrs post transfection. To properly assess knockdown, the gene expression level from the included scramble control vector must be used in comparison with the target-specific shRNA transfected samples.

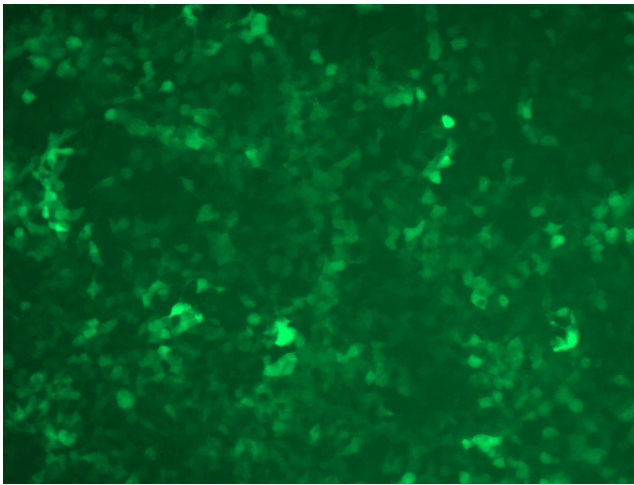
For non-conforming shRNA, requests for replacement product must be made within ninety (90) days from the date of delivery of the shRNA kit. To arrange for a free replacement with newly designed constructs, please contact Technical Services at [techsupport@origene.com](mailto:techsupport@origene.com). Please provide your data indicating the transfection efficiency and measurement of gene expression knockdown compared to the scrambled shRNA control (Western Blot data preferred).

**Product images:**

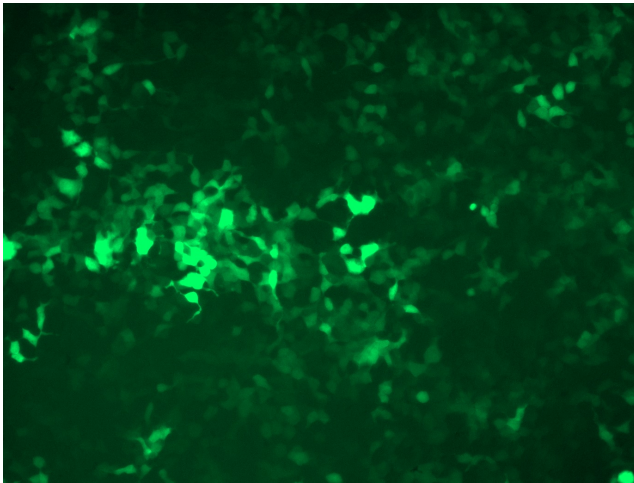
GFP signal was observed under microscope at 48 hours after transduction of TL505334A virus into HEK293 cells. TL505334A virus was prepared using lenti-shRNA TL505334A and [TR30037] packaging kit.



GFP signal was observed under microscope at 48 hours after transduction of TL505334B virus into HEK293 cells. TL505334B virus was prepared using lenti-shRNA TL505334B and [TR30037] packaging kit.



GFP signal was observed under microscope at 48 hours after transduction of [TL505334C] virus into HEK293 cells. [TL505334C] virus was prepared using lenti-shRNA [TL505334C] and [TR30037] packaging kit.



GFP signal was observed under microscope at 48 hours after transduction of [TL505334D] virus into HEK293 cells. [TL505334D] virus was prepared using lenti-shRNA [TL505334D] and [TR30037] packaging kit.