

Product datasheet for **TL504897V**

Hvcn1 Mouse shRNA Lentiviral Particle (Locus ID 74096)

Product data:

Product Type:	shRNA Lentiviral Particles
Product Name:	Hvcn1 Mouse shRNA Lentiviral Particle (Locus ID 74096)
Locus ID:	74096
Synonyms:	0610039P13Rik; AI450555; BTS; HV1; mVSOP; Vsop.
Vector:	pGFP-C-shLenti (TR30023)
Format:	Lentiviral particles
Components:	Hvcn1 - Mouse shRNA lentiviral particles (4 unique 29mer target-specific shRNA, 1 scramble control), 0.5 ml each, >10 ⁷ TU/ml.
RefSeq:	BC021548 , NM_001042489 , NM_028752 , NM_001359454 , NM_001042489.1 , NM_001042489.2 , NM_028752.1 , NM_028752.2 , NM_028752.3
UniProt ID:	Q3U2S8
Summary:	Mediates the voltage-dependent proton permeability of excitable membranes. Forms a proton-selective channel through which protons may pass in accordance with their electrochemical gradient. Proton efflux, accompanied by membrane depolarization, facilitates acute production of reactive oxygen species in phagocytosis.[UniProtKB/Swiss-Prot Function]
shRNA Design:	These shRNA constructs were designed against multiple splice variants at this gene locus. To be certain that your variant of interest is targeted, please contact techsupport@origene.com . If you need a special design or shRNA sequence, please utilize our custom shRNA service .

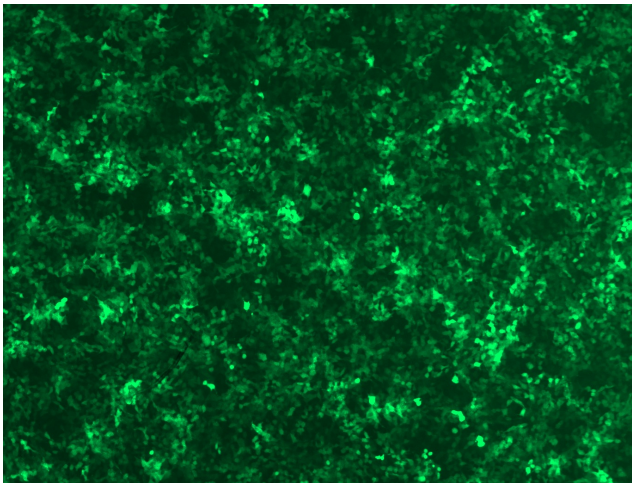


[View online »](#)

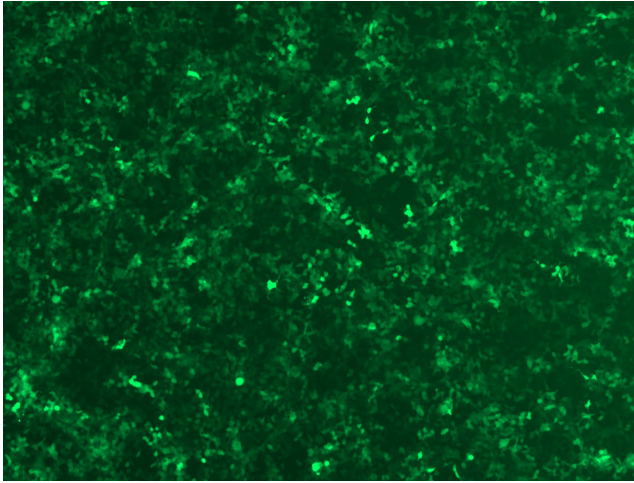
**Performance
Guaranteed:**

OriGene guarantees that the sequences in the shRNA expression cassettes are verified to correspond to the target gene with 100% identity. One of the four constructs at minimum are guaranteed to produce 70% or more gene expression knock-down provided a minimum transfection efficiency of 80% is achieved. Western Blot data is recommended over qPCR to evaluate the silencing effect of the shRNA constructs 72 hrs post transfection. To properly assess knockdown, the gene expression level from the included scramble control vector must be used in comparison with the target-specific shRNA transfected samples.

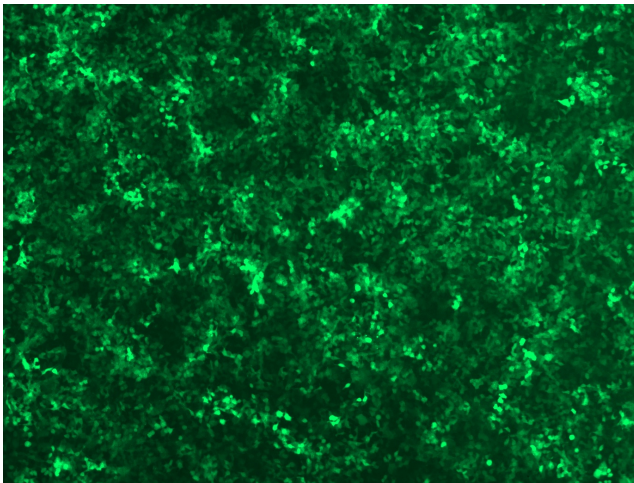
For non-conforming shRNA, requests for replacement product must be made within ninety (90) days from the date of delivery of the shRNA kit. To arrange for a free replacement with newly designed constructs, please contact Technical Services at techsupport@origene.com. Please provide your data indicating the transfection efficiency and measurement of gene expression knockdown compared to the scrambled shRNA control (Western Blot data preferred).

Product images:

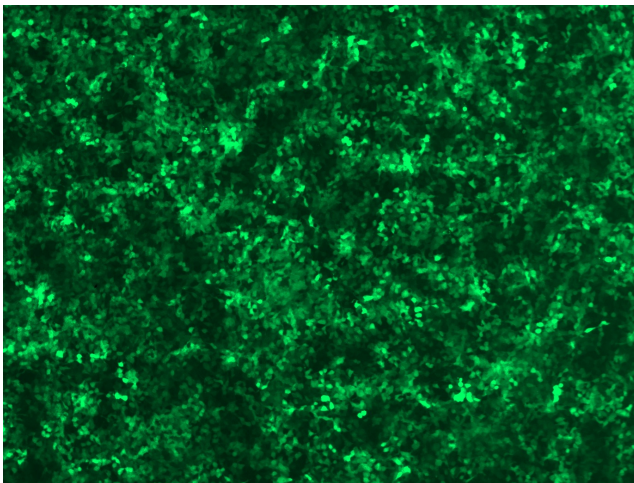
GFP signal was observed under microscope at 48 hours after transduction of TL504897A virus into HEK293 cells. TL504897A virus was prepared using lenti-shRNA TL504897A and [TR30037] packaging kit.



GFP signal was observed under microscope at 48 hours after transduction of TL504897B virus into HEK293 cells. TL504897B virus was prepared using lenti-shRNA TL504897B and [TR30037] packaging kit.



GFP signal was observed under microscope at 48 hours after transduction of [TL504897C] virus into HEK293 cells. [TL504897C] virus was prepared using lenti-shRNA [TL504897C] and [TR30037] packaging kit.



GFP signal was observed under microscope at 48 hours after transduction of [TL504897D] virus into HEK293 cells. [TL504897D] virus was prepared using lenti-shRNA [TL504897D] and [TR30037] packaging kit.