

## Product datasheet for **TL503372**

### Crbn Mouse shRNA Plasmid (Locus ID 58799)

#### Product data:

Product Type:	shRNA Plasmids
Product Name:	Crbn Mouse shRNA Plasmid (Locus ID 58799)
Locus ID:	58799
Synonyms:	2610203G15Rik; 2900045O07Rik; AF229032; AW108261; piL
Vector:	pGFP-C-shLenti (TR30023)
E. coli Selection:	Chloramphenicol (34 ug/ml)
Mammalian Cell Selection:	Puromycin
Format:	Lentiviral plasmids
Components:	Crbn - Mouse, 4 unique 29mer shRNA constructs in lentiviral GFP vector(Gene ID = 58799). 5µg purified plasmid DNA per construct 29-mer scrambled shRNA cassette in pGFP-C-shLenti Vector, TR30021, included for free.
RefSeq:	<a href="#">BC086488</a> , <a href="#">NM_021449</a> , <a href="#">NM_175357</a> , <a href="#">NM_175357.1</a> , <a href="#">NM_175357.2</a> , <a href="#">NM_175357.3</a> , <a href="#">NM_021449.1</a> , <a href="#">NM_021449.2</a> , <a href="#">NM_021449.3</a> , <a href="#">BC033458</a> , <a href="#">BC046967</a> , <a href="#">BC069905</a>
UniProt ID:	<a href="#">Q8C7D2</a>
Summary:	This gene encodes a protein with a Lon protease domain, a "regulators of G protein-signaling" (RGS)-like domain and a leucine zipper. It has been proposed to regulate the assembly and surface expression of large-conductance calcium-activated potassium channels in brain and to bind thalidomide. In humans mutation in this gene causes autosomal recessive nonsyndromic cognitive disability. In mouse deficiency of this gene serves as a model to study the molecular mechanisms governing learning and memory as they relate to intellectual disability. Alternative splicing results in multiple transcript variants that encode different protein isoforms. [provided by RefSeq, Jan 2013]
shRNA Design:	These shRNA constructs were designed against multiple splice variants at this gene locus. To be certain that your variant of interest is targeted, please contact <a href="mailto:techsupport@origene.com">techsupport@origene.com</a> . If you need a special design or shRNA sequence, please utilize our <a href="#">custom shRNA service</a> .

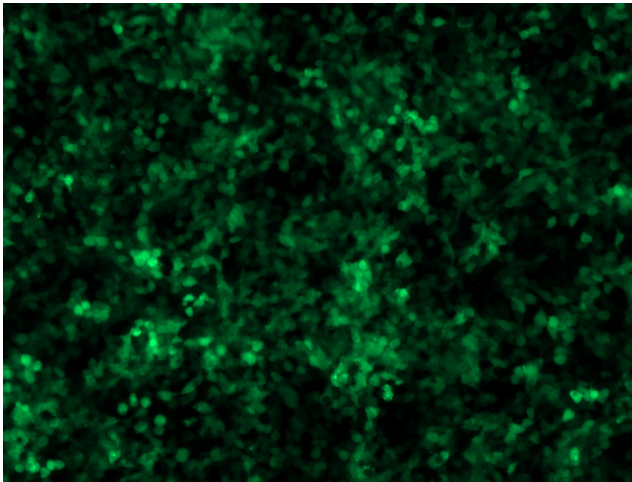


[View online »](#)

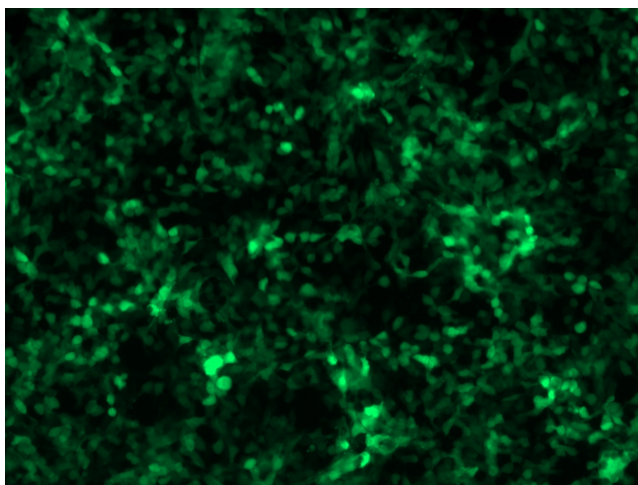
**Performance  
Guaranteed:**

OriGene guarantees that the sequences in the shRNA expression cassettes are verified to correspond to the target gene with 100% identity. One of the four constructs at minimum are guaranteed to produce 70% or more gene expression knock-down provided a minimum transfection efficiency of 80% is achieved. Western Blot data is recommended over qPCR to evaluate the silencing effect of the shRNA constructs 72 hrs post transfection. To properly assess knockdown, the gene expression level from the included scramble control vector must be used in comparison with the target-specific shRNA transfected samples.

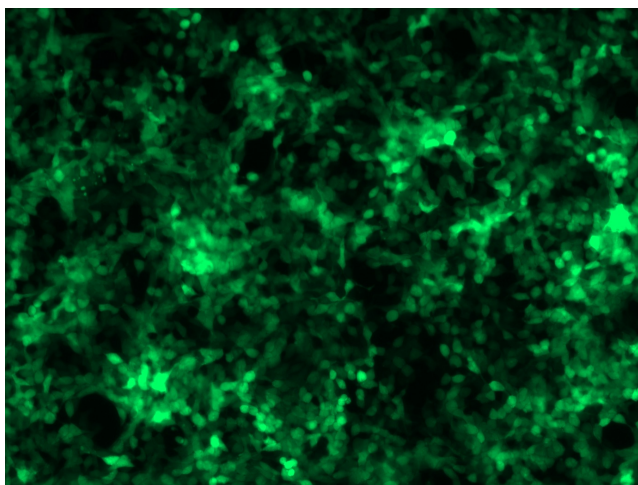
For non-conforming shRNA, requests for replacement product must be made within ninety (90) days from the date of delivery of the shRNA kit. To arrange for a free replacement with newly designed constructs, please contact Technical Services at [techsupport@origene.com](mailto:techsupport@origene.com). Please provide your data indicating the transfection efficiency and measurement of gene expression knockdown compared to the scrambled shRNA control (Western Blot data preferred).

**Product images:**

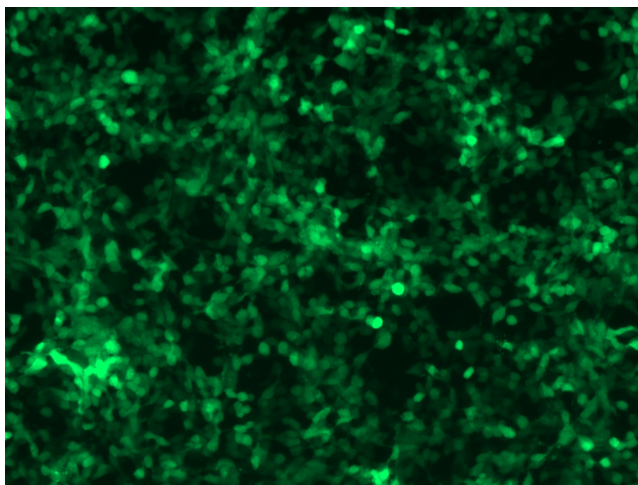
GFP signal was observed under microscope at 48 hours after transduction of TL503372A virus into HEK293 cells. TL503372A virus was prepared using lenti-shRNA TL503372A and [TR30037] packaging kit.



GFP signal was observed under microscope at 48 hours after transduction of TL503372B virus into HEK293 cells. TL503372B virus was prepared using lenti-shRNA TL503372B and [TR30037] packaging kit.



GFP signal was observed under microscope at 48 hours after transduction of [TL503372C] virus into HEK293 cells. [TL503372C] virus was prepared using lenti-shRNA [TL503372C] and [TR30037] packaging kit.



GFP signal was observed under microscope at 48 hours after transduction of [TL503372D] virus into HEK293 cells. [TL503372D] virus was prepared using lenti-shRNA [TL503372D] and [TR30037] packaging kit.