

Product datasheet for **TL501019V**

Htr2a Mouse shRNA Lentiviral Particle (Locus ID 15558)

Product data:

Product Type:	shRNA Lentiviral Particles
Product Name:	Htr2a Mouse shRNA Lentiviral Particle (Locus ID 15558)
Locus ID:	15558
Synonyms:	E030013E04; Htr-2; Htr2
Vector:	pGFP-C-shLenti (TR30023)
Format:	Lentiviral particles
Components:	Htr2a - Mouse shRNA lentiviral particles (4 unique 29mer target-specific shRNA, 1 scramble control), 0.5 ml each, >10 ⁷ TU/ml.
RefSeq:	BC108972 , BC108973 , NM_172812 , NM_172812.1 , NM_172812.2 , NM_172812.3
UniProt ID:	P35363
Summary:	<p>G-protein coupled receptor for 5-hydroxytryptamine (serotonin). Also functions as a receptor for various drugs and psychoactive substances, including mescaline, psilocybin, 1-(2,5-dimethoxy-4-iodophenyl)-2-aminopropane (DOI) and lysergic acid diethylamide (LSD). Ligand binding causes a conformation change that triggers signaling via guanine nucleotide-binding proteins (G proteins) and modulates the activity of down-stream effectors. Beta-arrestin family members inhibit signaling via G proteins and mediate activation of alternative signaling pathways. Signaling activates phospholipase C and a phosphatidylinositol-calcium second messenger system that modulates the activity of phosphatidylinositol 3-kinase and promotes the release of Ca(2+) ions from intracellular stores. Affects neural activity, perception, cognition and mood. Plays a role in the regulation of behavior, including responses to angiogenic situations and psychoactive substances. Plays a role in intestinal smooth muscle contraction, and may play a role in arterial vasoconstriction.</p> <p>[UniProtKB/Swiss-Prot Function]</p>
shRNA Design:	These shRNA constructs were designed against multiple splice variants at this gene locus. To be certain that your variant of interest is targeted, please contact techsupport@origene.com . If you need a special design or shRNA sequence, please utilize our custom shRNA service .

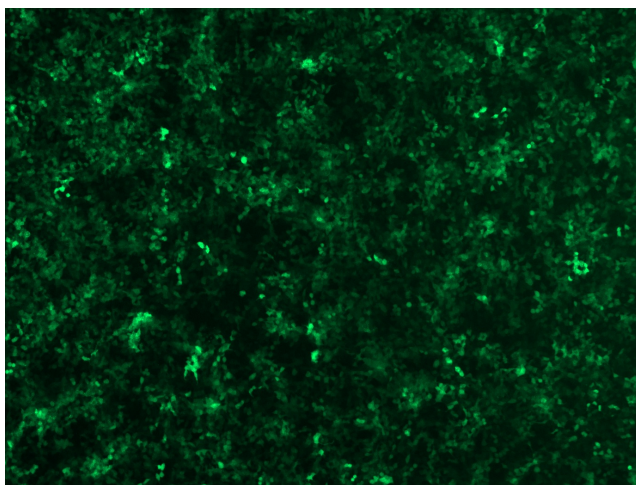


[View online »](#)

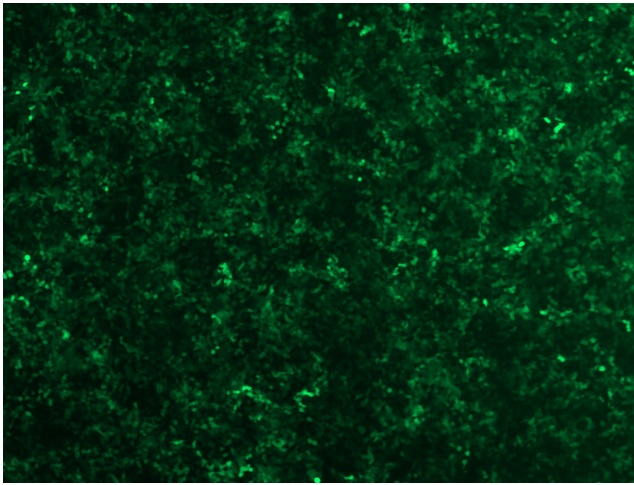
**Performance
Guaranteed:**

OriGene guarantees that the sequences in the shRNA expression cassettes are verified to correspond to the target gene with 100% identity. One of the four constructs at minimum are guaranteed to produce 70% or more gene expression knock-down provided a minimum transfection efficiency of 80% is achieved. Western Blot data is recommended over qPCR to evaluate the silencing effect of the shRNA constructs 72 hrs post transfection. To properly assess knockdown, the gene expression level from the included scramble control vector must be used in comparison with the target-specific shRNA transfected samples.

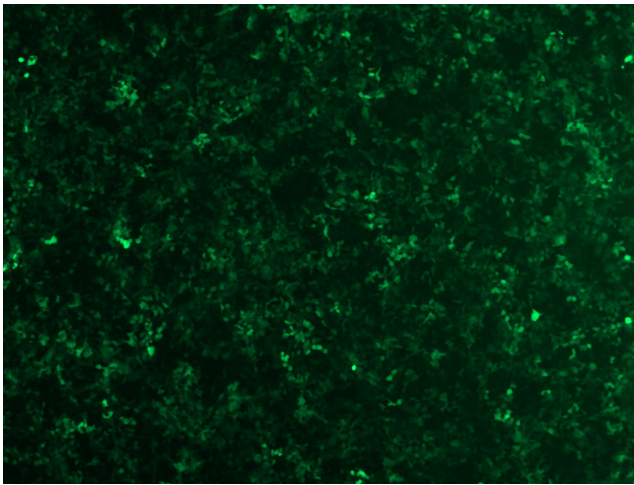
For non-conforming shRNA, requests for replacement product must be made within ninety (90) days from the date of delivery of the shRNA kit. To arrange for a free replacement with newly designed constructs, please contact Technical Services at techsupport@origene.com. Please provide your data indicating the transfection efficiency and measurement of gene expression knockdown compared to the scrambled shRNA control (Western Blot data preferred).

Product images:

GFP signal was observed under microscope at 48 hours after transduction of TL501019A virus into HEK293 cells. TL501019A virus was prepared using lenti-shRNA TL501019A and [TR30037] packaging kit.



GFP signal was observed under microscope at 48 hours after transduction of TL501019B virus into HEK293 cells. TL501019B virus was prepared using lenti-shRNA TL501019B and [TR30037] packaging kit.



GFP signal was observed under microscope at 48 hours after transduction of [TL501019D] virus into HEK293 cells. [TL501019D] virus was prepared using lenti-shRNA [TL501019D] and [TR30037] packaging kit.