

Product datasheet for **TL500648V**

Ezh1 Mouse shRNA Lentiviral Particle (Locus ID 14055)

Product data:

Product Type:	shRNA Lentiviral Particles
Product Name:	Ezh1 Mouse shRNA Lentiviral Particle (Locus ID 14055)
Locus ID:	14055
Synonyms:	ENX-2
Vector:	pGFP-C-shLenti (TR30023)
Format:	Lentiviral particles
Components:	Ezh1 - Mouse shRNA lentiviral particles (4 unique 29mer target-specific shRNA, 1 scramble control), 0.5 ml each, >10 ⁷ TU/ml.
RefSeq:	BC007135 , NM_007970 , NM_007970.1 , NM_007970.2 , NM_007970.3
UniProt ID:	P70351
Summary:	This gene encodes a member of the Polycomb-group (PcG) family. The encoded protein is interchangeable with the related Enhancer of zeste 2 (Ezh2) protein as a core component of the polycomb repressive complex 2 (PRC2), which methylates histone H3 at lysine 27 and results in the transcriptional repression of affected target genes. This complex is involved in carrying out cell-fate decisions during embryonic stem cell differentiation. [provided by RefSeq, Sep 2014]
shRNA Design:	These shRNA constructs were designed against multiple splice variants at this gene locus. To be certain that your variant of interest is targeted, please contact techsupport@origene.com . If you need a special design or shRNA sequence, please utilize our custom shRNA service .

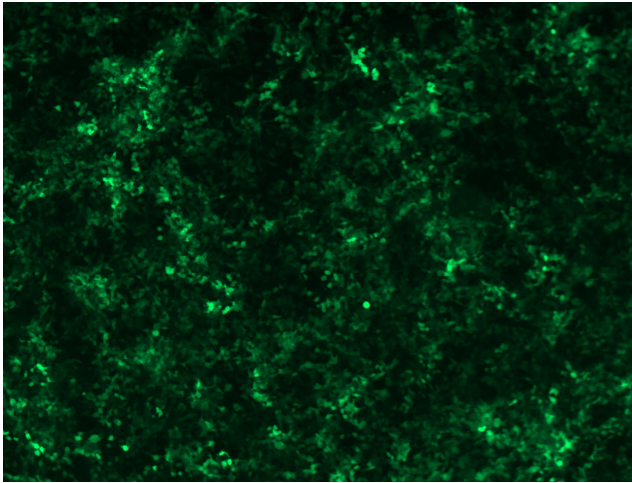


[View online »](#)

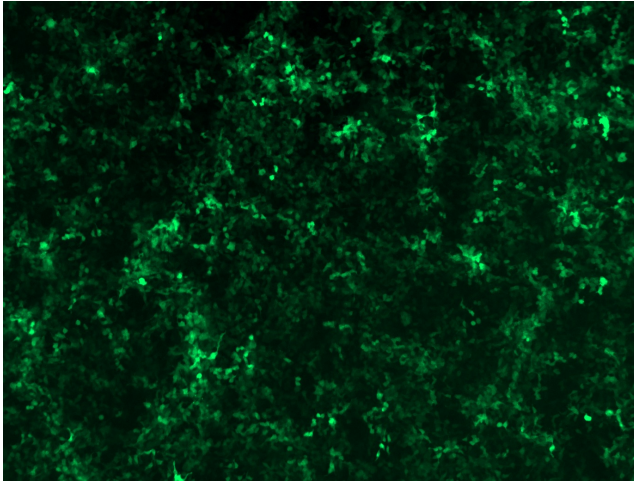
**Performance
Guaranteed:**

OriGene guarantees that the sequences in the shRNA expression cassettes are verified to correspond to the target gene with 100% identity. One of the four constructs at minimum are guaranteed to produce 70% or more gene expression knock-down provided a minimum transfection efficiency of 80% is achieved. Western Blot data is recommended over qPCR to evaluate the silencing effect of the shRNA constructs 72 hrs post transfection. To properly assess knockdown, the gene expression level from the included scramble control vector must be used in comparison with the target-specific shRNA transfected samples.

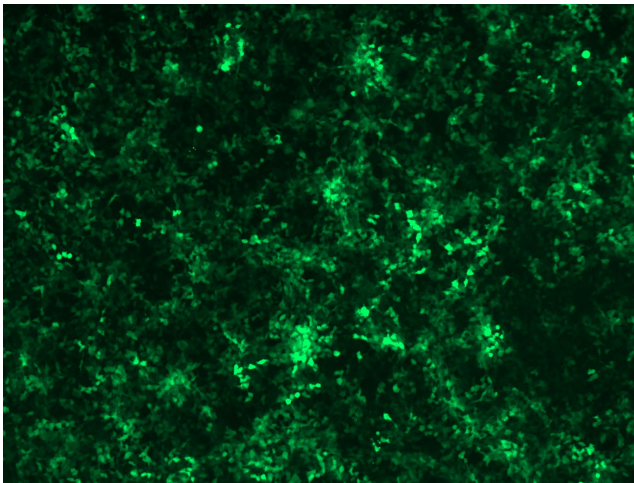
For non-conforming shRNA, requests for replacement product must be made within ninety (90) days from the date of delivery of the shRNA kit. To arrange for a free replacement with newly designed constructs, please contact Technical Services at techsupport@origene.com. Please provide your data indicating the transfection efficiency and measurement of gene expression knockdown compared to the scrambled shRNA control (Western Blot data preferred).

Product images:

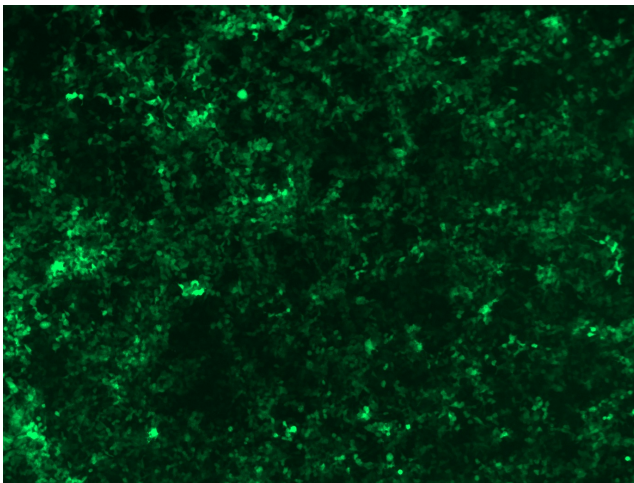
GFP signal was observed under microscope at 48 hours after transduction of TL500648A virus into HEK293 cells. TL500648A virus was prepared using lenti-shRNA TL500648A and [TR30037] packaging kit.



GFP signal was observed under microscope at 48 hours after transduction of TL500648B virus into HEK293 cells. TL500648B virus was prepared using lenti-shRNA TL500648B and [TR30037] packaging kit.



GFP signal was observed under microscope at 48 hours after transduction of [TL500648C] virus into HEK293 cells. [TL500648C] virus was prepared using lenti-shRNA [TL500648C] and [TR30037] packaging kit.



GFP signal was observed under microscope at 48 hours after transduction of [TL500648D] virus into HEK293 cells. [TL500648D] virus was prepared using lenti-shRNA [TL500648D] and [TR30037] packaging kit.