

Product datasheet for **TL500126V**

Areg Mouse shRNA Lentiviral Particle (Locus ID 11839)

Product data:

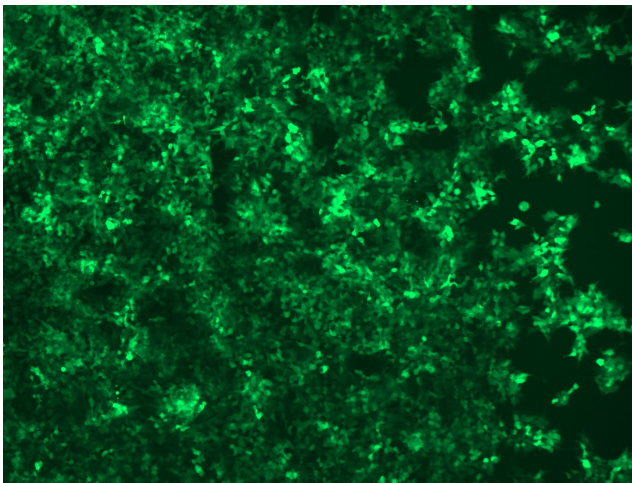
Product Type:	shRNA Lentiviral Particles
Locus ID:	11839
Synonyms:	AR; Mcub; Sdg; Sdgg
Vector:	pGFP-C-shLenti (TR30023)
Format:	Lentiviral particles
Components:	Areg - Mouse shRNA lentiviral particles (4 unique 29mer target-specific shRNA, 1 scramble control), 0.5 ml each, >10 ⁷ TU/ml.
RefSeq:	BC009138 , NM_009704 , NM_009704.1 , NM_009704.2 , NM_009704.3 , NM_009704.4
UniProt ID:	P31955
Summary:	<p>This gene encodes a member of the epidermal growth factor (EGF) family and preproprotein that is proteolytically processed to generate a mature protein product. The encoded protein is a ligand of the epidermal growth factor receptor (EGFR) and has been shown to play a role in immunity, inflammation, tissue repair, and lung and mammary gland development. Homozygous knockout mice for this gene exhibit impaired immune system regulation in the skin and gene expression changes characteristic of chronic liver damage. [provided by RefSeq, Aug 2015]</p>
shRNA Design:	<p>These shRNA constructs were designed against multiple splice variants at this gene locus. To be certain that your variant of interest is targeted, please contact techsupport@origene.com. If you need a special design or shRNA sequence, please utilize our custom shRNA service.</p>



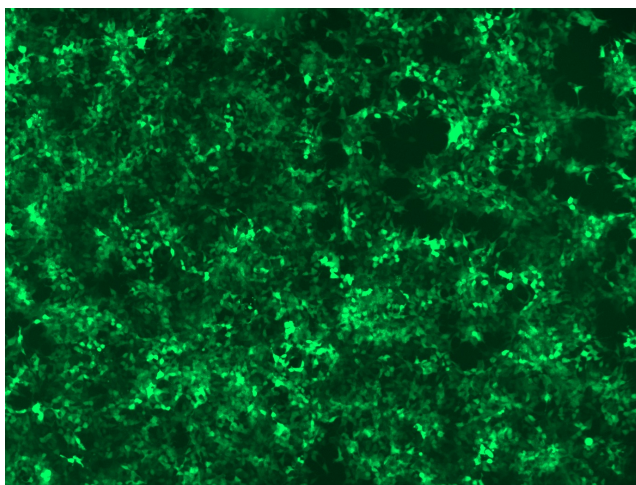
Performance Guaranteed: OriGene guarantees that the sequences in the shRNA expression cassettes are verified to correspond to the target gene with 100% identity. One of the four constructs at minimum are guaranteed to produce 70% or more gene expression knock-down provided a minimum transfection efficiency of 80% is achieved. Western Blot data is recommended over qPCR to evaluate the silencing effect of the shRNA constructs 72 hrs post transfection. To properly assess knockdown, the gene expression level from the included scramble control vector must be used in comparison with the target-specific shRNA transfected samples.

For non-conforming shRNA, requests for replacement product must be made within ninety (90) days from the date of delivery of the shRNA kit. To arrange for a free replacement with newly designed constructs, please contact Technical Services at techsupport@origene.com. Please provide your data indicating the transfection efficiency and measurement of gene expression knockdown compared to the scrambled shRNA control (Western Blot data preferred).

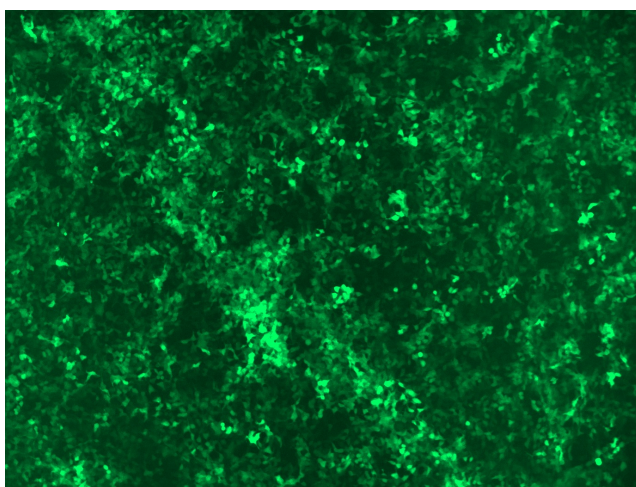
Product images:



GFP signal was observed under microscope at 48 hours after transduction of TL500126B virus into HEK293 cells. TL500126B virus was prepared using lenti-shRNA TL500126B and [TR30037] packaging kit.



GFP signal was observed under microscope at 48 hours after transduction of [TL500126C] virus into HEK293 cells. [TL500126C] virus was prepared using lenti-shRNA [TL500126C] and [TR30037] packaging kit.



GFP signal was observed under microscope at 48 hours after transduction of [TL500126D] virus into HEK293 cells. [TL500126D] virus was prepared using lenti-shRNA [TL500126D] and [TR30037] packaging kit.