

Product datasheet for **TL500118**

Apoe Mouse shRNA Plasmid (Locus ID 11816)

Product data:

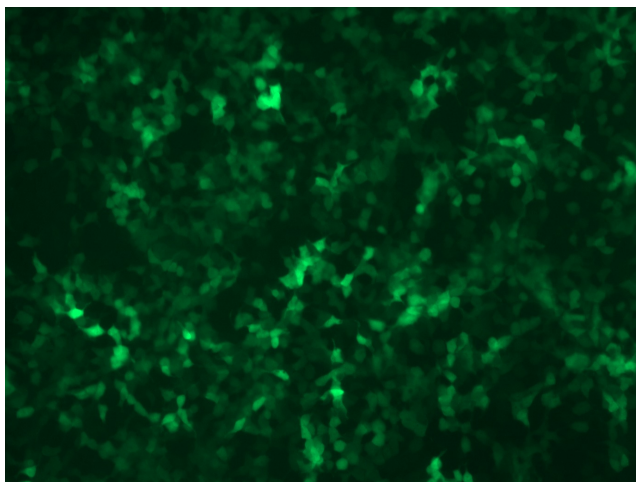
Product Type:	shRNA Plasmids
Product Name:	Apoe Mouse shRNA Plasmid (Locus ID 11816)
Locus ID:	11816
Synonyms:	A; AI255918; Apo-E
Vector:	pGFP-C-shLenti (TR30023)
E. coli Selection:	Chloramphenicol (34 ug/ml)
Mammalian Cell Selection:	Puromycin
Format:	Lentiviral plasmids
Components:	Apoe - Mouse, 4 unique 29mer shRNA constructs in lentiviral GFP vector(Gene ID = 11816). 5µg purified plasmid DNA per construct 29-mer scrambled shRNA cassette in pGFP-C-shLenti Vector, TR30021, included for free.
RefSeq:	BC028816 , BC083351 , NM_009696 , NM_009696.1 , NM_009696.2 , NM_009696.3 , NM_009696.4 , BC044785
UniProt ID:	P08226
Summary:	This gene encodes a member of the apolipoprotein A1/A4/E family of proteins. This protein is involved in the transport of lipoproteins in the blood. It binds to a specific liver and peripheral cell receptor, and is essential for the normal catabolism of triglyceride-rich lipoprotein constituents. Homozygous knockout mice for this gene accumulate high levels of cholesterol in the blood and develop atherosclerosis. Different alleles of this gene have been associated with either increased risk or a protective effect for Alzheimer's disease in human patients. This gene maps to chromosome 7 in a cluster with the related apolipoprotein C1, C2 and C4 genes. [provided by RefSeq, Apr 2015]
shRNA Design:	These shRNA constructs were designed against multiple splice variants at this gene locus. To be certain that your variant of interest is targeted, please contact techsupport@origene.com . If you need a special design or shRNA sequence, please utilize our custom shRNA service .


[View online »](#)

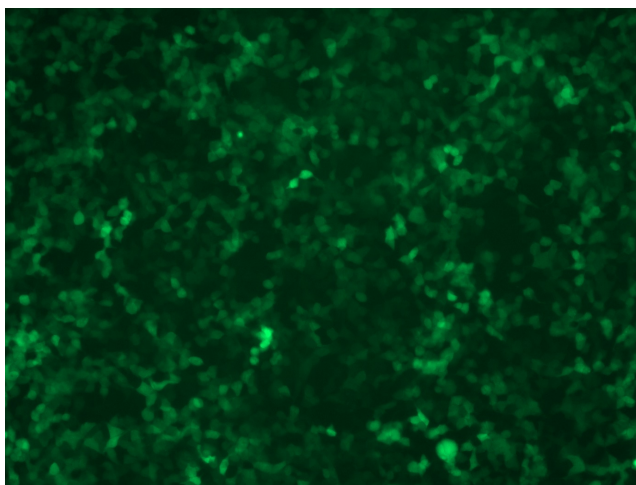
**Performance
Guaranteed:**

OriGene guarantees that the sequences in the shRNA expression cassettes are verified to correspond to the target gene with 100% identity. One of the four constructs at minimum are guaranteed to produce 70% or more gene expression knock-down provided a minimum transfection efficiency of 80% is achieved. Western Blot data is recommended over qPCR to evaluate the silencing effect of the shRNA constructs 72 hrs post transfection. To properly assess knockdown, the gene expression level from the included scramble control vector must be used in comparison with the target-specific shRNA transfected samples.

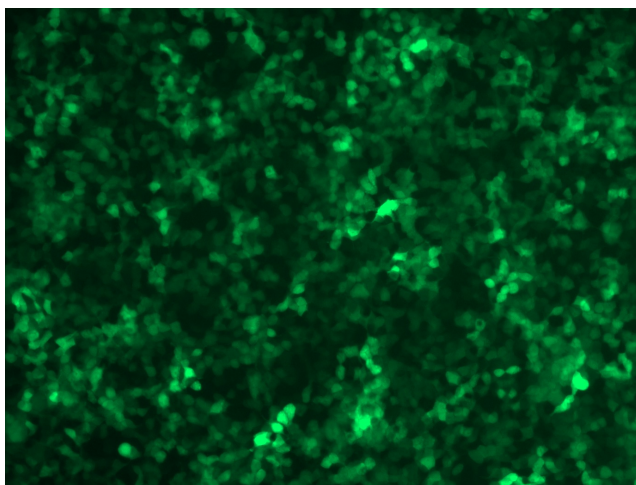
For non-conforming shRNA, requests for replacement product must be made within ninety (90) days from the date of delivery of the shRNA kit. To arrange for a free replacement with newly designed constructs, please contact Technical Services at techsupport@origene.com. Please provide your data indicating the transfection efficiency and measurement of gene expression knockdown compared to the scrambled shRNA control (Western Blot data preferred).

Product images:


GFP signal was observed under microscope at 48 hours after transduction of TL500118A virus into HEK293 cells. TL500118A virus was prepared using lenti-shRNA TL500118A and [TR30037] packaging kit.



GFP signal was observed under microscope at 48 hours after transduction of [TL500118C] virus into HEK293 cells. [TL500118C] virus was prepared using lenti-shRNA [TL500118C] and [TR30037] packaging kit.



GFP signal was observed under microscope at 48 hours after transduction of [TL500118D] virus into HEK293 cells. [TL500118D] virus was prepared using lenti-shRNA [TL500118D] and [TR30037] packaging kit.