

Product datasheet for **TL320871**

SHANK3 Human shRNA Plasmid Kit (Locus ID 85358)

Product data:

Product Type:	shRNA Plasmids
Product Name:	SHANK3 Human shRNA Plasmid Kit (Locus ID 85358)
Locus ID:	85358
Synonyms:	DEL22q13.3; KIAA1650; PROSAP2; PSAP2; SPANK-2
Vector:	pGFP-C-shLenti (TR30023)
E. coli Selection:	Chloramphenicol (34 ug/ml)
Mammalian Cell Selection:	Puromycin
Format:	Lentiviral plasmids
Components:	SHANK3 - Human, 4 unique 29mer shRNA constructs in lentiviral GFP vector(Gene ID = 85358). 5µg purified plasmid DNA per construct 29-mer scrambled shRNA cassette in pGFP-C-shLenti Vector, TR30021, included for free.
RefSeq:	NM_001080420 , NM_033517 , NM_033517.1 , NM_001080420.1 , BC018856 , BC045765 , BC062987
Summary:	This gene is a member of the Shank gene family. Shank proteins are multidomain scaffold proteins of the postsynaptic density that connect neurotransmitter receptors, ion channels, and other membrane proteins to the actin cytoskeleton and G-protein-coupled signaling pathways. Shank proteins also play a role in synapse formation and dendritic spine maturation. Mutations in this gene are a cause of autism spectrum disorder (ASD), which is characterized by impairments in social interaction and communication, and restricted behavioral patterns and interests. Mutations in this gene also cause schizophrenia type 15, and are a major causative factor in the neurological symptoms of 22q13.3 deletion syndrome, which is also known as Phelan-McDermid syndrome. Additional isoforms have been described for this gene but they have not yet been experimentally verified. [provided by RefSeq, Mar 2012]
shRNA Design:	These shRNA constructs were designed against multiple splice variants at this gene locus. To be certain that your variant of interest is targeted, please contact techsupport@origene.com . If you need a special design or shRNA sequence, please utilize our custom shRNA service .

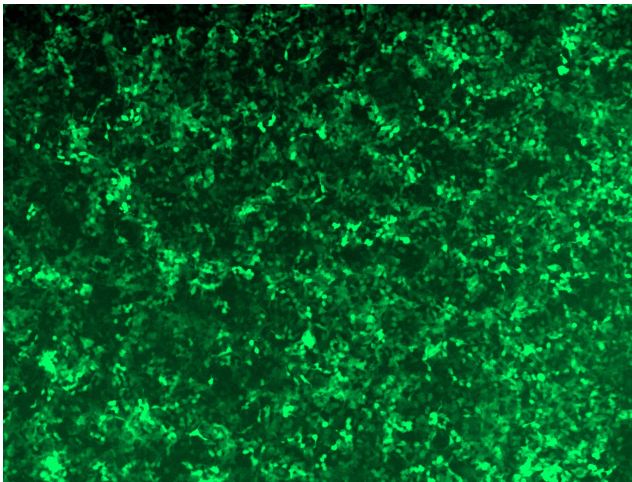


[View online »](#)

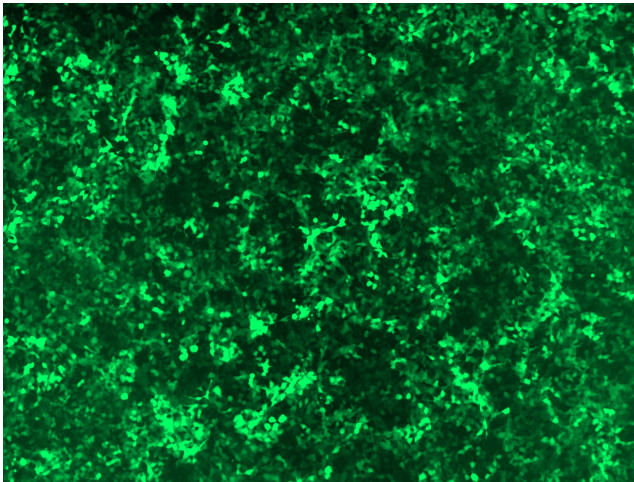
**Performance
Guaranteed:**

OriGene guarantees that the sequences in the shRNA expression cassettes are verified to correspond to the target gene with 100% identity. One of the four constructs at minimum are guaranteed to produce 70% or more gene expression knock-down provided a minimum transfection efficiency of 80% is achieved. Western Blot data is recommended over qPCR to evaluate the silencing effect of the shRNA constructs 72 hrs post transfection. To properly assess knockdown, the gene expression level from the included scramble control vector must be used in comparison with the target-specific shRNA transfected samples.

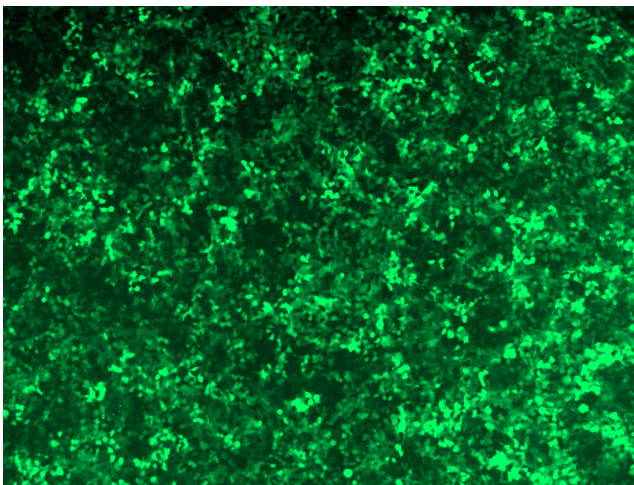
For non-conforming shRNA, requests for replacement product must be made within ninety (90) days from the date of delivery of the shRNA kit. To arrange for a free replacement with newly designed constructs, please contact Technical Services at techsupport@origene.com. Please provide your data indicating the transfection efficiency and measurement of gene expression knockdown compared to the scrambled shRNA control (Western Blot data preferred).

Product images:

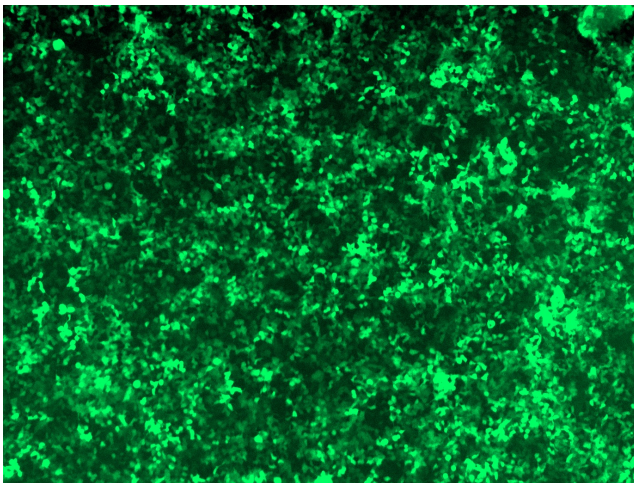
GFP signal was observed under microscope at 48 hours after transduction of TL320871A virus into HEK293 cells. TL320871A virus was prepared using lenti-shRNA TL320871A and [TR30037] packaging kit.



GFP signal was observed under microscope at 48 hours after transduction of TL320871B virus into HEK293 cells. TL320871B virus was prepared using lenti-shRNA TL320871B and [TR30037] packaging kit.



GFP signal was observed under microscope at 48 hours after transduction of [TL320871C] virus into HEK293 cells. [TL320871C] virus was prepared using lenti-shRNA [TL320871C] and [TR30037] packaging kit.



GFP signal was observed under microscope at 48 hours after transduction of [TL320871D] virus into HEK293 cells. [TL320871D] virus was prepared using lenti-shRNA [TL320871D] and [TR30037] packaging kit.