

## Product datasheet for **TL320569**

### VRK1 Human shRNA Plasmid Kit (Locus ID 7443)

#### Product data:

Product Type:	shRNA Plasmids
Product Name:	VRK1 Human shRNA Plasmid Kit (Locus ID 7443)
Locus ID:	7443
Synonyms:	PCH1; PCH1A
Vector:	pGFP-C-shLenti (TR30023)
E. coli Selection:	Chloramphenicol (34 ug/ml)
Mammalian Cell Selection:	Puromycin
Format:	Lentiviral plasmids
Components:	VRK1 - Human, 4 unique 29mer shRNA constructs in lentiviral GFP vector(Gene ID = 7443). 5µg purified plasmid DNA per construct 29-mer scrambled shRNA cassette in pGFP-C-shLenti Vector, TR30021, included for free.
RefSeq:	<a href="#">NM_003384</a> , <a href="#">NM_003384.1</a> , <a href="#">NM_003384.2</a> , <a href="#">BC103761</a> , <a href="#">BC103761.1</a> , <a href="#">BC005970</a> , <a href="#">BC112075</a> , <a href="#">BC113510</a> , <a href="#">NM_003384.3</a>
UniProt ID:	<a href="#">Q99986</a>
Summary:	This gene encodes a member of the vaccinia-related kinase (VRK) family of serine/threonine protein kinases. This gene is widely expressed in human tissues and has increased expression in actively dividing cells, such as those in testis, thymus, fetal liver, and carcinomas. Its protein localizes to the nucleus and has been shown to promote the stability and nuclear accumulation of a transcriptionally active p53 molecule and, in vitro, to phosphorylate Thr18 of p53 and reduce p53 ubiquitination. This gene, therefore, may regulate cell proliferation. This protein also phosphorylates histone, casein, and the transcription factors ATF2 (activating transcription factor 2) and c-JUN. [provided by RefSeq, Jul 2008]
shRNA Design:	These shRNA constructs were designed against multiple splice variants at this gene locus. To be certain that your variant of interest is targeted, please contact <a href="mailto:techsupport@origene.com">techsupport@origene.com</a> . If you need a special design or shRNA sequence, please utilize our <a href="#">custom shRNA service</a> .

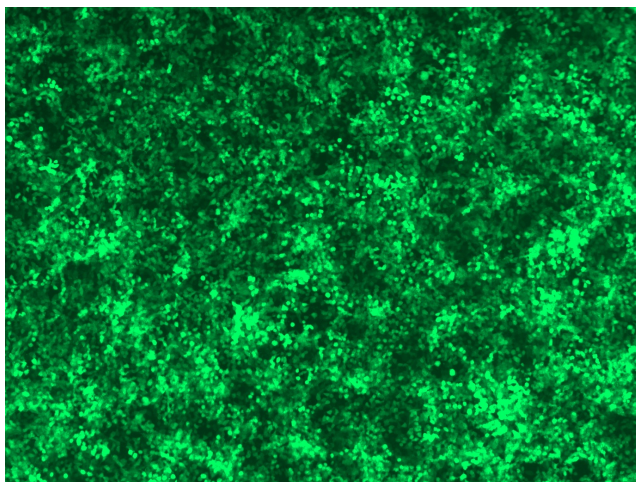


[View online »](#)

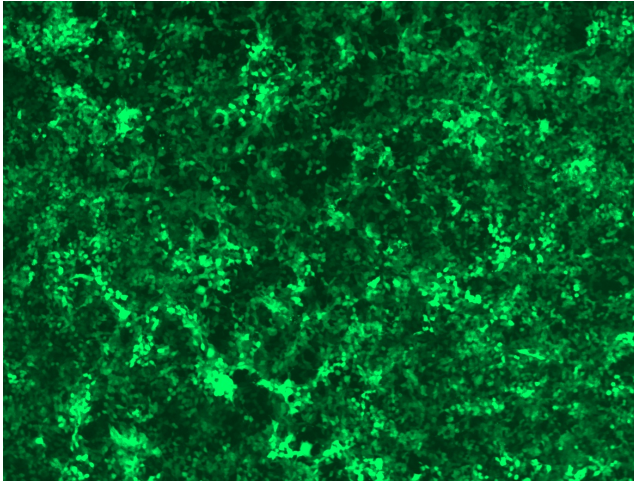
**Performance  
Guaranteed:**

OriGene guarantees that the sequences in the shRNA expression cassettes are verified to correspond to the target gene with 100% identity. One of the four constructs at minimum are guaranteed to produce 70% or more gene expression knock-down provided a minimum transfection efficiency of 80% is achieved. Western Blot data is recommended over qPCR to evaluate the silencing effect of the shRNA constructs 72 hrs post transfection. To properly assess knockdown, the gene expression level from the included scramble control vector must be used in comparison with the target-specific shRNA transfected samples.

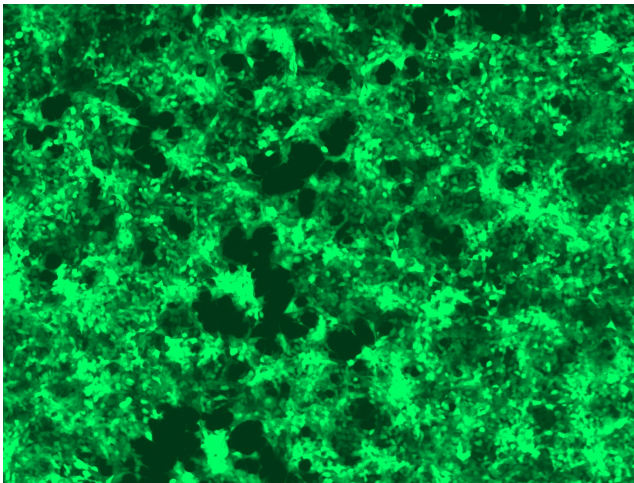
For non-conforming shRNA, requests for replacement product must be made within ninety (90) days from the date of delivery of the shRNA kit. To arrange for a free replacement with newly designed constructs, please contact Technical Services at [techsupport@origene.com](mailto:techsupport@origene.com). Please provide your data indicating the transfection efficiency and measurement of gene expression knockdown compared to the scrambled shRNA control (Western Blot data preferred).

**Product images:**

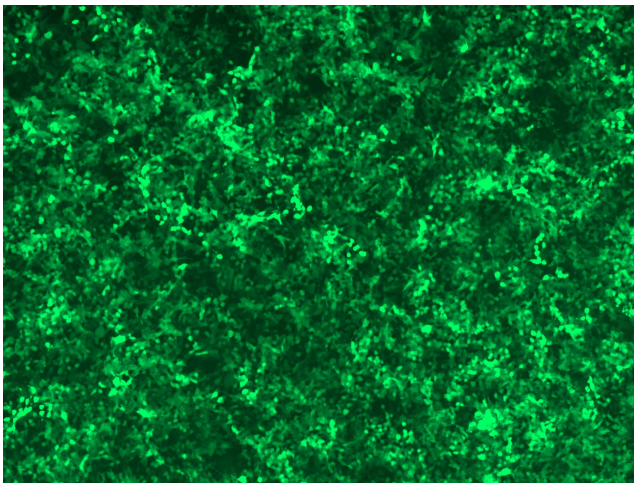
GFP signal was observed under microscope at 48 hours after transduction of TL320569A virus into HEK293 cells. TL320569A virus was prepared using lenti-shRNA TL320569A and [TR30037] packaging kit.



GFP signal was observed under microscope at 48 hours after transduction of TL320569B virus into HEK293 cells. TL320569B virus was prepared using lenti-shRNA TL320569B and [TR30037] packaging kit.



GFP signal was observed under microscope at 48 hours after transduction of [TL320569C] virus into HEK293 cells. [TL320569C] virus was prepared using lenti-shRNA [TL320569C] and [TR30037] packaging kit.



GFP signal was observed under microscope at 48 hours after transduction of [TL320569D] virus into HEK293 cells. [TL320569D] virus was prepared using lenti-shRNA [TL320569D] and [TR30037] packaging kit.