

Product datasheet for **TL320538**

Aurora A (AURKA) Human shRNA Plasmid Kit (Locus ID 6790)

Product data:

Product Type:	shRNA Plasmids
Product Name:	Aurora A (AURKA) Human shRNA Plasmid Kit (Locus ID 6790)
Locus ID:	6790
Synonyms:	AIK; ARK1; AURA; BTAK; PPP1R47; STK6; STK7; STK15
Vector:	pGFP-C-shLenti (TR30023)
E. coli Selection:	Chloramphenicol (34 ug/ml)
Mammalian Cell Selection:	Puromycin
Format:	Lentiviral plasmids
Components:	AURKA - Human, 4 unique 29mer shRNA constructs in lentiviral GFP vector(Gene ID = 6790). 5µg purified plasmid DNA per construct 29-mer scrambled shRNA cassette in pGFP-C-shLenti Vector, TR30021, included for free.
RefSeq:	NM_001323303 , NM_001323304 , NM_001323305 , NM_003158 , NM_003600 , NM_198433 , NM_198434 , NM_198435 , NM_198436 , NM_198437 , NM_198435.1 , NM_198435.2 , NM_198437.1 , NM_198437.2 , NM_198436.1 , NM_198436.2 , NM_198433.1 , NM_198433.2 , NM_003600.1 , NM_003600.2 , NM_003600.3 , NM_198434.1 , NM_198434.2 , BC001280 , BC001280.1 , BC006423 , BC027464 , BC027464.1 , BC002499 , BM458030 , NM_198433.3 , NM_198435.3 , NM_198437.3 , NM_198436.3 , NM_003600.4
UniProt ID:	O14965
Summary:	The protein encoded by this gene is a cell cycle-regulated kinase that appears to be involved in microtubule formation and/or stabilization at the spindle pole during chromosome segregation. The encoded protein is found at the centrosome in interphase cells and at the spindle poles in mitosis. This gene may play a role in tumor development and progression. A processed pseudogene of this gene has been found on chromosome 1, and an unprocessed pseudogene has been found on chromosome 10. Multiple transcript variants encoding the same protein have been found for this gene. [provided by RefSeq, Jul 2008]
shRNA Design:	These shRNA constructs were designed against multiple splice variants at this gene locus. To be certain that your variant of interest is targeted, please contact techsupport@origene.com . If you need a special design or shRNA sequence, please utilize our custom shRNA service .

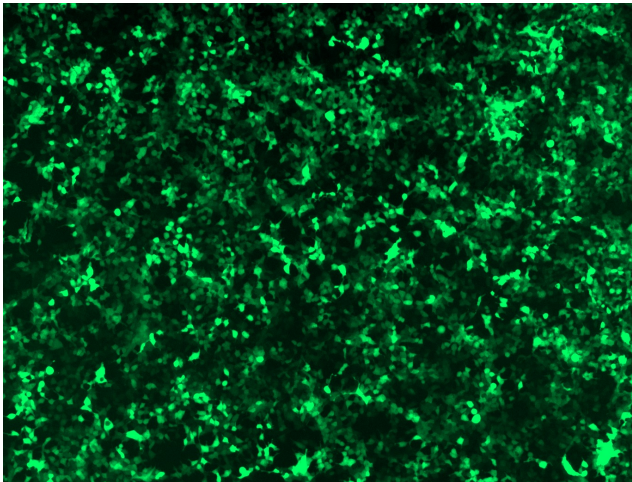


[View online »](#)

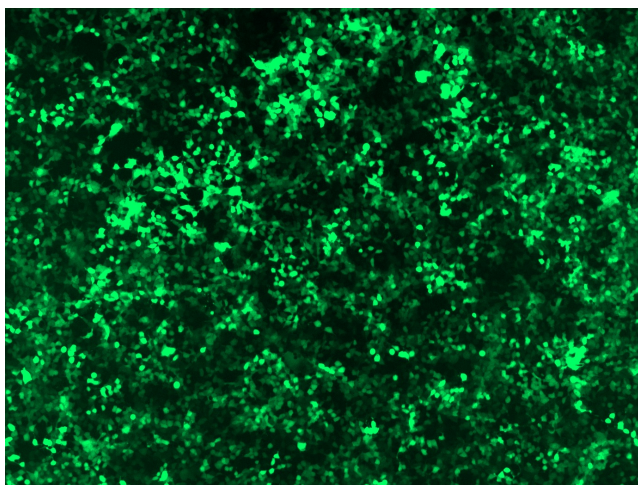
**Performance
Guaranteed:**

OriGene guarantees that the sequences in the shRNA expression cassettes are verified to correspond to the target gene with 100% identity. One of the four constructs at minimum are guaranteed to produce 70% or more gene expression knock-down provided a minimum transfection efficiency of 80% is achieved. Western Blot data is recommended over qPCR to evaluate the silencing effect of the shRNA constructs 72 hrs post transfection. To properly assess knockdown, the gene expression level from the included scramble control vector must be used in comparison with the target-specific shRNA transfected samples.

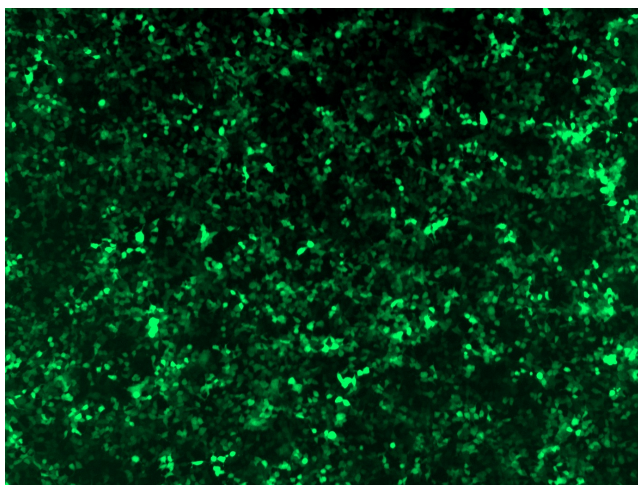
For non-conforming shRNA, requests for replacement product must be made within ninety (90) days from the date of delivery of the shRNA kit. To arrange for a free replacement with newly designed constructs, please contact Technical Services at techsupport@origene.com. Please provide your data indicating the transfection efficiency and measurement of gene expression knockdown compared to the scrambled shRNA control (Western Blot data preferred).

Product images:

GFP signal was observed under microscope at 48 hours after transduction of TL320538B virus into HEK293 cells. TL320538B virus was prepared using lenti-shRNA TL320538B and [TR30037] packaging kit.



GFP signal was observed under microscope at 48 hours after transduction of [TL320538C] virus into HEK293 cells. [TL320538C] virus was prepared using lenti-shRNA [TL320538C] and [TR30037] packaging kit.



GFP signal was observed under microscope at 48 hours after transduction of [TL320538D] virus into HEK293 cells. [TL320538D] virus was prepared using lenti-shRNA [TL320538D] and [TR30037] packaging kit.