

Product datasheet for **TL320376V**

GSK3 beta (GSK3B) Human shRNA Lentiviral Particle (Locus ID 2932)

Product data:

Product Type:	shRNA Lentiviral Particles
Product Name:	GSK3 beta (GSK3B) Human shRNA Lentiviral Particle (Locus ID 2932)
Locus ID:	2932
Vector:	pGFP-C-shLenti (TR30023)
Format:	Lentiviral particles
Components:	GSK3B - Human shRNA lentiviral particles (4 unique 29mer target-specific shRNA, 1 scramble control), 0.5 ml each, >10 ⁷ TU/ml.
RefSeq:	NM_001146156 , NM_002093 , NM_001354596 , NM_002093.1 , NM_002093.2 , NM_002093.3 , NM_001146156.1 , BC000251 , BC000251.1 , BC012760 , NM_002093.4 , NM_001146156.2
UniProt ID:	P49841
Summary:	The protein encoded by this gene is a serine-threonine kinase belonging to the glycogen synthase kinase subfamily. It is a negative regulator of glucose homeostasis and is involved in energy metabolism, inflammation, ER-stress, mitochondrial dysfunction, and apoptotic pathways. Defects in this gene have been associated with Parkinson disease and Alzheimer disease. [provided by RefSeq, Aug 2017]
shRNA Design:	These shRNA constructs were designed against multiple splice variants at this gene locus. To be certain that your variant of interest is targeted, please contact techsupport@origene.com . If you need a special design or shRNA sequence, please utilize our custom shRNA service .

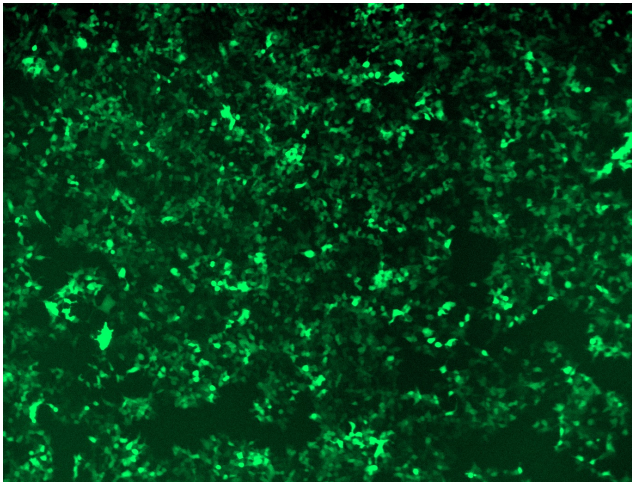


[View online »](#)

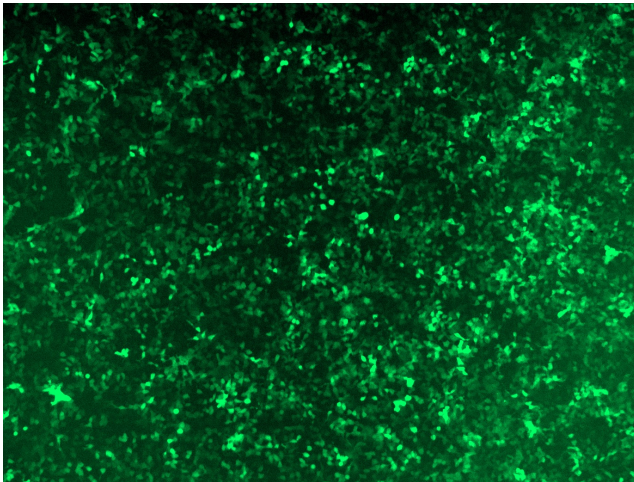
**Performance
Guaranteed:**

OriGene guarantees that the sequences in the shRNA expression cassettes are verified to correspond to the target gene with 100% identity. One of the four constructs at minimum are guaranteed to produce 70% or more gene expression knock-down provided a minimum transfection efficiency of 80% is achieved. Western Blot data is recommended over qPCR to evaluate the silencing effect of the shRNA constructs 72 hrs post transfection. To properly assess knockdown, the gene expression level from the included scramble control vector must be used in comparison with the target-specific shRNA transfected samples.

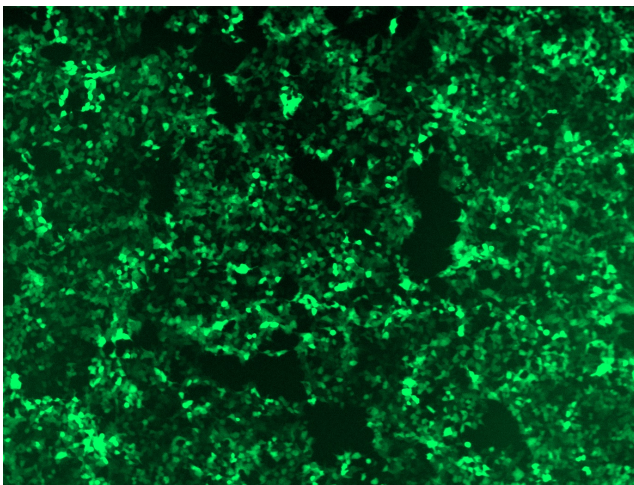
For non-conforming shRNA, requests for replacement product must be made within ninety (90) days from the date of delivery of the shRNA kit. To arrange for a free replacement with newly designed constructs, please contact Technical Services at techsupport@origene.com. Please provide your data indicating the transfection efficiency and measurement of gene expression knockdown compared to the scrambled shRNA control (Western Blot data preferred).

Product images:

GFP signal was observed under microscope at 48 hours after transduction of TL320376B virus into HEK293 cells. TL320376B virus was prepared using lenti-shRNA TL320376B and [TR30037] packaging kit.



GFP signal was observed under microscope at 48 hours after transduction of [TL320376C] virus into HEK293 cells. [TL320376C] virus was prepared using lenti-shRNA [TL320376C] and [TR30037] packaging kit.



GFP signal was observed under microscope at 48 hours after transduction of [TL320376D] virus into HEK293 cells. [TL320376D] virus was prepared using lenti-shRNA [TL320376D] and [TR30037] packaging kit.