

## Product datasheet for **TL320322V**

### DHPS Human shRNA Lentiviral Particle (Locus ID 1725)

#### Product data:

Product Type:	shRNA Lentiviral Particles
Product Name:	DHPS Human shRNA Lentiviral Particle (Locus ID 1725)
Locus ID:	1725
Synonyms:	DHS; DS; MIG13; NEDSSWI
Vector:	pGFP-C-shLenti (TR30023)
Format:	Lentiviral particles
Components:	DHPS - Human shRNA lentiviral particles (4 unique 29mer target-specific shRNA, 1 scramble control), 0.5 ml each, >10 <sup>7</sup> TU/ml.
RefSeq:	<a href="#">NM_001206974</a> , <a href="#">NM_001930</a> , <a href="#">NM_013406</a> , <a href="#">NM_013407</a> , <a href="#">NR_038192</a> , <a href="#">NM_001930.1</a> , <a href="#">NM_001930.2</a> , <a href="#">NM_001930.3</a> , <a href="#">NM_013406.1</a> , <a href="#">NM_013406.2</a> , <a href="#">NM_013407.1</a> , <a href="#">NM_001206974.1</a> , <a href="#">BC014016</a> , <a href="#">BC014016.2</a> , <a href="#">BC000333</a> , <a href="#">NM_001369691</a> , <a href="#">NM_001369693</a> , <a href="#">NR_161467</a> , <a href="#">NR_161469</a> , <a href="#">NM_001369692</a> , <a href="#">NR_161468</a> , <a href="#">NM_001930.4</a>
UniProt ID:	<a href="#">P49366</a>
Summary:	This gene encodes a protein that is required for the formation of hypusine, a unique amino acid formed by the posttranslational modification of only one protein, eukaryotic translation initiation factor 5A. The encoded protein catalyzes the first step in hypusine formation by transferring the butylamine moiety of spermidine to a specific lysine residue of the eukaryotic translation initiation factor 5A precursor, forming an intermediate deoxyhypusine residue. Alternatively spliced transcript variants encoding multiple isoforms have been observed for this gene. [provided by RefSeq, May 2011]
shRNA Design:	These shRNA constructs were designed against multiple splice variants at this gene locus. To be certain that your variant of interest is targeted, please contact <a href="mailto:techsupport@origene.com">techsupport@origene.com</a> . If you need a special design or shRNA sequence, please utilize our <a href="#">custom shRNA service</a> .

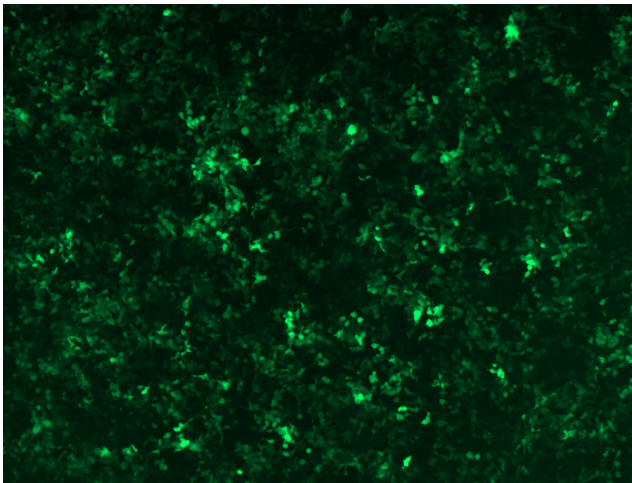


[View online »](#)

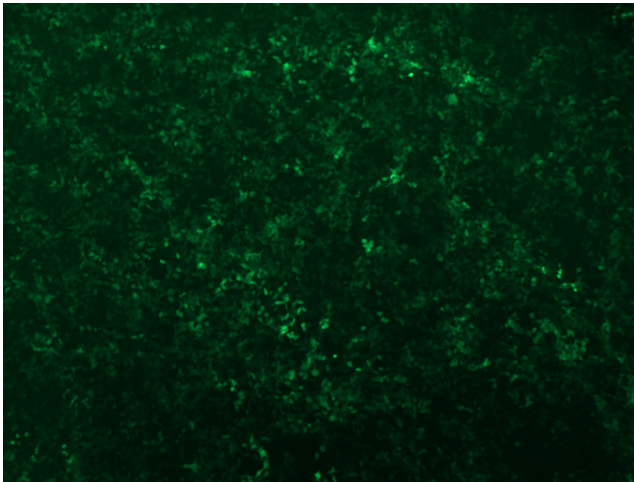
**Performance  
Guaranteed:**

OriGene guarantees that the sequences in the shRNA expression cassettes are verified to correspond to the target gene with 100% identity. One of the four constructs at minimum are guaranteed to produce 70% or more gene expression knock-down provided a minimum transfection efficiency of 80% is achieved. Western Blot data is recommended over qPCR to evaluate the silencing effect of the shRNA constructs 72 hrs post transfection. To properly assess knockdown, the gene expression level from the included scramble control vector must be used in comparison with the target-specific shRNA transfected samples.

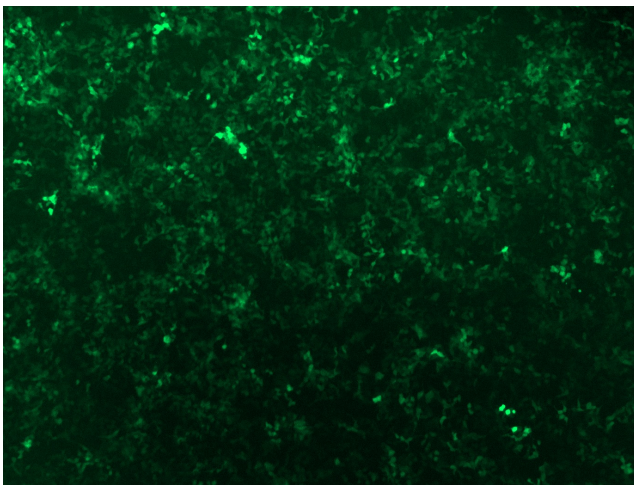
For non-conforming shRNA, requests for replacement product must be made within ninety (90) days from the date of delivery of the shRNA kit. To arrange for a free replacement with newly designed constructs, please contact Technical Services at [techsupport@origene.com](mailto:techsupport@origene.com). Please provide your data indicating the transfection efficiency and measurement of gene expression knockdown compared to the scrambled shRNA control (Western Blot data preferred).

**Product images:**

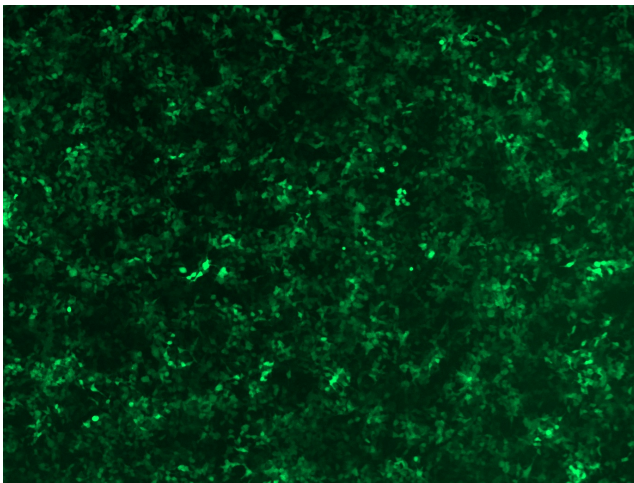
GFP signal was observed under microscope at 48 hours after transduction of TL320322A virus into HEK293 cells. TL320322A virus was prepared using lenti-shRNA TL320322A and [TR30037] packaging kit.



GFP signal was observed under microscope at 48 hours after transduction of TL320322B virus into HEK293 cells. TL320322B virus was prepared using lenti-shRNA TL320322B and [TR30037] packaging kit.



GFP signal was observed under microscope at 48 hours after transduction of [TL320322C] virus into HEK293 cells. [TL320322C] virus was prepared using lenti-shRNA [TL320322C] and [TR30037] packaging kit.



GFP signal was observed under microscope at 48 hours after transduction of [TL320322D] virus into HEK293 cells. [TL320322D] virus was prepared using lenti-shRNA [TL320322D] and [TR30037] packaging kit.