

Product datasheet for **TL319471V**

ISG15 Human shRNA Lentiviral Particle (Locus ID 9636)

Product data:

Product Type:	shRNA Lentiviral Particles
Product Name:	ISG15 Human shRNA Lentiviral Particle (Locus ID 9636)
Locus ID:	9636
Synonyms:	G1P2; hUCRP; IFI15; IMD38; IP17; UCRP
Vector:	pGFP-C-shLenti (TR30023)
Format:	Lentiviral particles
Components:	ISG15 - Human shRNA lentiviral particles (4 unique 29mer target-specific shRNA, 1 scramble control), 0.5 ml each, >10 ⁷ TU/ml.
RefSeq:	BC009507 , NM_005101 , NM_005101.1 , NM_005101.2 , NM_005101.3 , BC009507.2 , BM712238 , NM_005101.4
UniProt ID:	P05161
Summary:	The protein encoded by this gene is a ubiquitin-like protein that is conjugated to intracellular target proteins upon activation by interferon-alpha and interferon-beta. Several functions have been ascribed to the encoded protein, including chemotactic activity towards neutrophils, direction of ligated target proteins to intermediate filaments, cell-to-cell signaling, and antiviral activity during viral infections. While conjugates of this protein have been found to be noncovalently attached to intermediate filaments, this protein is sometimes secreted. [provided by RefSeq, Dec 2012]
shRNA Design:	These shRNA constructs were designed against multiple splice variants at this gene locus. To be certain that your variant of interest is targeted, please contact techsupport@origene.com . If you need a special design or shRNA sequence, please utilize our custom shRNA service .

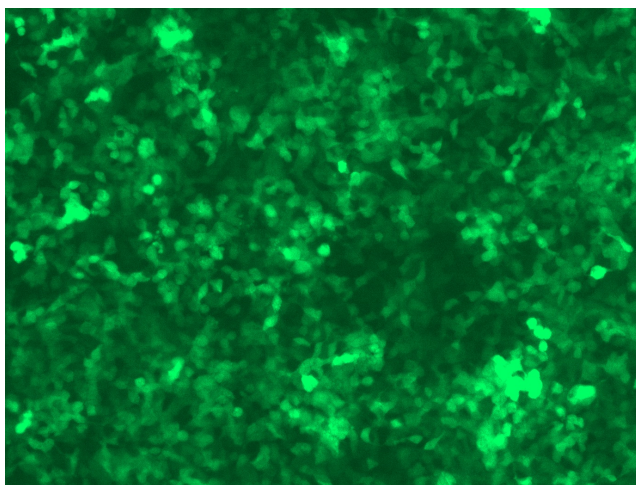


[View online »](#)

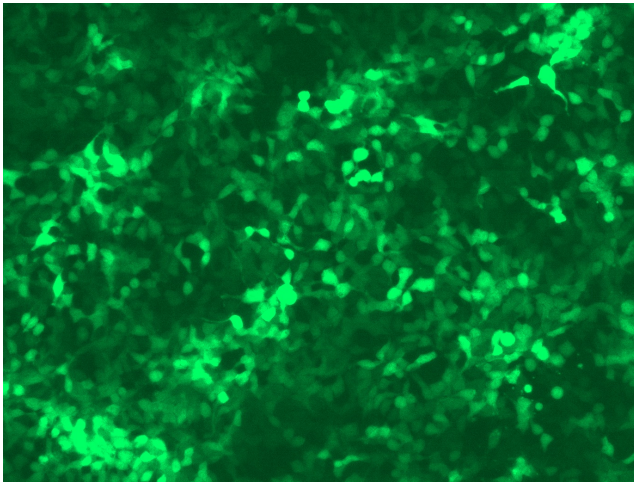
**Performance
Guaranteed:**

OriGene guarantees that the sequences in the shRNA expression cassettes are verified to correspond to the target gene with 100% identity. One of the four constructs at minimum are guaranteed to produce 70% or more gene expression knock-down provided a minimum transfection efficiency of 80% is achieved. Western Blot data is recommended over qPCR to evaluate the silencing effect of the shRNA constructs 72 hrs post transfection. To properly assess knockdown, the gene expression level from the included scramble control vector must be used in comparison with the target-specific shRNA transfected samples.

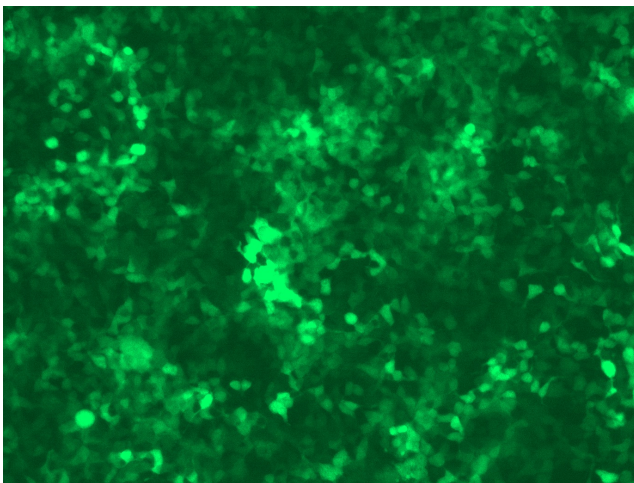
For non-conforming shRNA, requests for replacement product must be made within ninety (90) days from the date of delivery of the shRNA kit. To arrange for a free replacement with newly designed constructs, please contact Technical Services at techsupport@origene.com. Please provide your data indicating the transfection efficiency and measurement of gene expression knockdown compared to the scrambled shRNA control (Western Blot data preferred).

Product images:

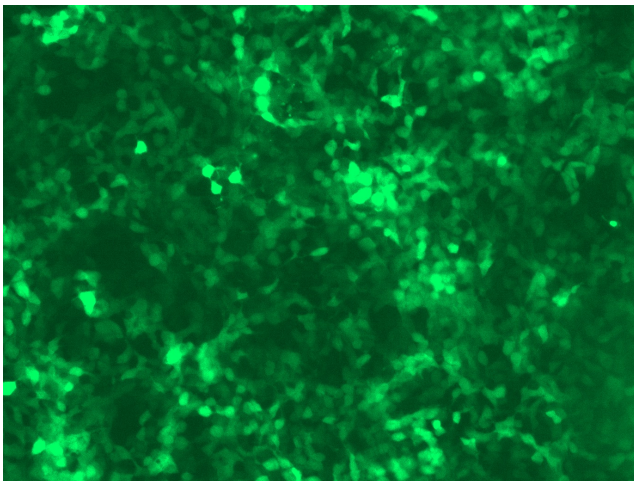
GFP signal was observed under microscope at 48 hours after transduction of TL319471A virus into HEK293 cells. TL319471A virus was prepared using lenti-shRNA TL319471A and [TR30037] packaging kit.



GFP signal was observed under microscope at 48 hours after transduction of TL319471B virus into HEK293 cells. TL319471B virus was prepared using lenti-shRNA TL319471B and [TR30037] packaging kit.



GFP signal was observed under microscope at 48 hours after transduction of [TL319471C] virus into HEK293 cells. [TL319471C] virus was prepared using lenti-shRNA [TL319471C] and [TR30037] packaging kit.



GFP signal was observed under microscope at 48 hours after transduction of [TL319471D] virus into HEK293 cells. [TL319471D] virus was prepared using lenti-shRNA [TL319471D] and [TR30037] packaging kit.