

Product datasheet for **TL317545V**

B7H3 (CD276) Human shRNA Lentiviral Particle (Locus ID 80381)

Product data:

Product Type:	shRNA Lentiviral Particles
Product Name:	B7H3 (CD276) Human shRNA Lentiviral Particle (Locus ID 80381)
Locus ID:	80381
Synonyms:	4lg-B7-H3; B7-H3; B7H3; B7RP-2
Vector:	pGFP-C-shLenti (TR30023)
Format:	Lentiviral particles
Components:	CD276 - Human shRNA lentiviral particles (4 unique 29mer target-specific shRNA, 1 scramble control), 0.5 ml each, >10 ⁷ TU/ml.
RefSeq:	BC011578 , NM_001024736 , NM_025240 , NM_001329628 , NM_001329629 , NM_001024736.1 , NM_025240.1 , NM_025240.2 , BC062581 , NM_001024736.2
UniProt ID:	Q5ZPR3
Summary:	The protein encoded by this gene belongs to the immunoglobulin superfamily, and thought to participate in the regulation of T-cell-mediated immune response. Studies show that while the transcript of this gene is ubiquitously expressed in normal tissues and solid tumors, the protein is preferentially expressed only in tumor tissues. Additionally, it was observed that the 3' UTR of this transcript contains a target site for miR29 microRNA, and there is an inverse correlation between the expression of this protein and miR29 levels, suggesting regulation of expression of this gene product by miR29. Alternatively spliced transcript variants encoding different isoforms have been found for this gene. [provided by RefSeq, Sep 2011]
shRNA Design:	These shRNA constructs were designed against multiple splice variants at this gene locus. To be certain that your variant of interest is targeted, please contact techsupport@origene.com . If you need a special design or shRNA sequence, please utilize our custom shRNA service .

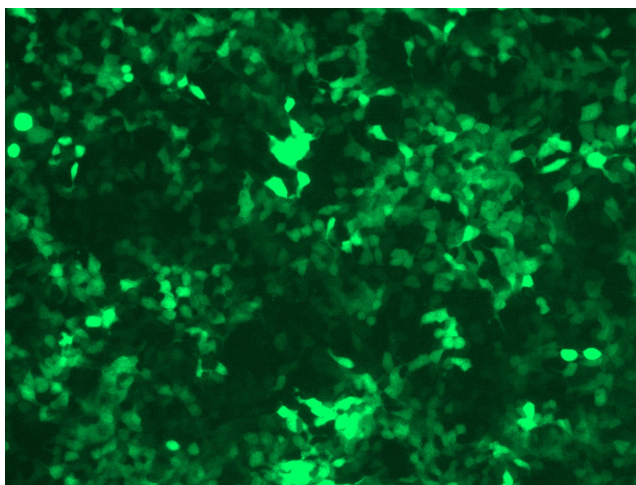


[View online »](#)

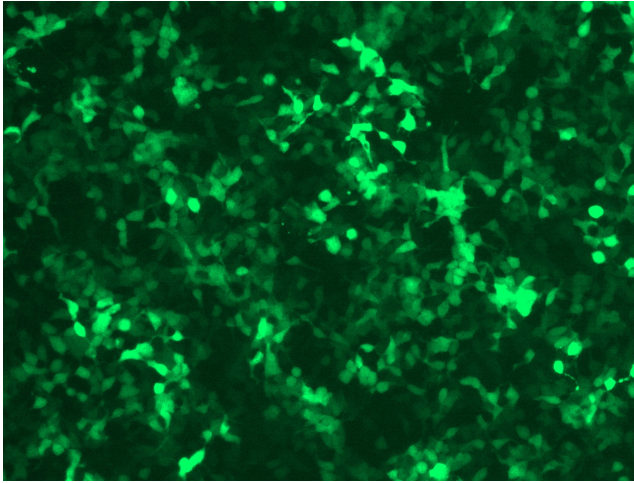
**Performance
Guaranteed:**

OriGene guarantees that the sequences in the shRNA expression cassettes are verified to correspond to the target gene with 100% identity. One of the four constructs at minimum are guaranteed to produce 70% or more gene expression knock-down provided a minimum transfection efficiency of 80% is achieved. Western Blot data is recommended over qPCR to evaluate the silencing effect of the shRNA constructs 72 hrs post transfection. To properly assess knockdown, the gene expression level from the included scramble control vector must be used in comparison with the target-specific shRNA transfected samples.

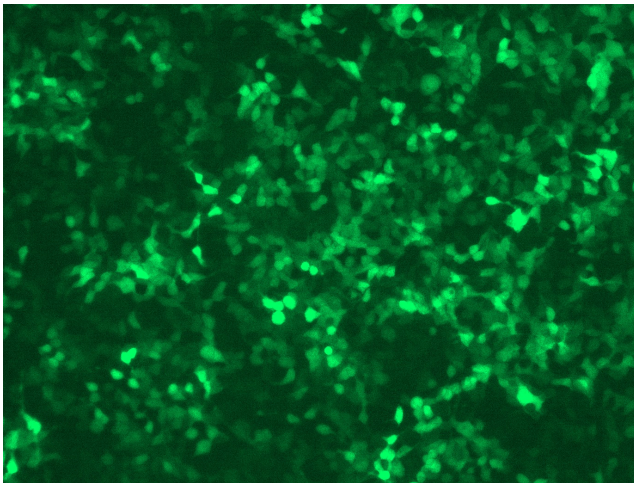
For non-conforming shRNA, requests for replacement product must be made within ninety (90) days from the date of delivery of the shRNA kit. To arrange for a free replacement with newly designed constructs, please contact Technical Services at techsupport@origene.com. Please provide your data indicating the transfection efficiency and measurement of gene expression knockdown compared to the scrambled shRNA control (Western Blot data preferred).

Product images:

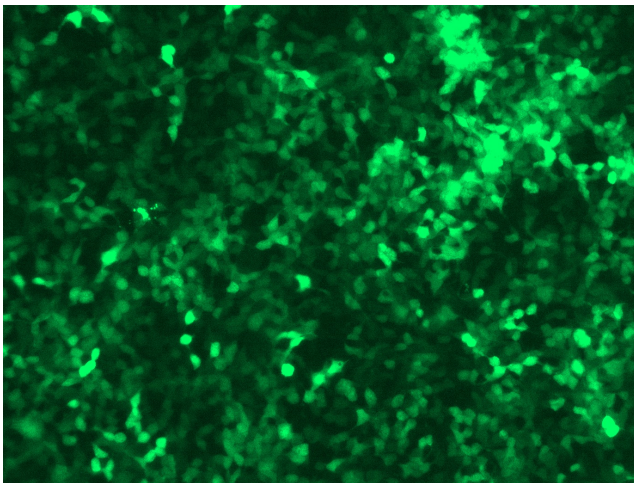
GFP signal was observed under microscope at 48 hours after transduction of TL317545A virus into HEK293 cells. TL317545A virus was prepared using lenti-shRNA TL317545A and [TR30037] packaging kit.



GFP signal was observed under microscope at 48 hours after transduction of TL317545B virus into HEK293 cells. TL317545B virus was prepared using lenti-shRNA TL317545B and [TR30037] packaging kit.



GFP signal was observed under microscope at 48 hours after transduction of [TL317545C] virus into HEK293 cells. [TL317545C] virus was prepared using lenti-shRNA [TL317545C] and [TR30037] packaging kit.



GFP signal was observed under microscope at 48 hours after transduction of [TL317545D] virus into HEK293 cells. [TL317545D] virus was prepared using lenti-shRNA [TL317545D] and [TR30037] packaging kit.