

Product datasheet for **TL313629V**

Bonzo (CXCR6) Human shRNA Lentiviral Particle (Locus ID 10663)

Product data:

Product Type:	shRNA Lentiviral Particles
Product Name:	Bonzo (CXCR6) Human shRNA Lentiviral Particle (Locus ID 10663)
Locus ID:	10663
Synonyms:	BONZO; CD186; CDw186; STRL33; TYMSTR
Vector:	pGFP-C-shLenti (TR30023)
Format:	Lentiviral particles
Components:	CXCR6 - Human shRNA lentiviral particles (4 unique 29mer target-specific shRNA, 1 scramble control), 0.5 ml each, >10 ⁷ TU/ml.
RefSeq:	NM_006564 , NM_006564.1 , BC033584 , BC033584.1 , NM_006564.2
UniProt ID:	O00574
Summary:	The protein encoded by this gene is a G protein-coupled receptor with seven transmembrane domains that belongs to the CXC chemokine receptor family. This family also includes CXCR1, CXCR2, CXCR3, CXCR4, CXCR5, and CXCR7. This gene, which maps to the chemokine receptor gene cluster, is expressed in several T lymphocyte subsets and bone marrow stromal cells. The encoded protein and its exclusive ligand, chemokine ligand 16 (CCL16), are part of a signalling pathway that regulates T lymphocyte migration to various peripheral tissues (the liver, spleen red pulp, intestine, lungs, and skin) and promotes cell-cell interaction with dendritic cells and fibroblastic reticular cells. CXCR6/CCL16 also controls the localization of resident memory T lymphocytes to different compartments of the lung and maintains airway resident memory T lymphocytes, which are an important first line of defense against respiratory pathogens. The encoded protein serves as an entry coreceptor used by HIV-1 and SIV to enter target cells, in conjunction with CD4. [provided by RefSeq, Aug 2020]
shRNA Design:	These shRNA constructs were designed against multiple splice variants at this gene locus. To be certain that your variant of interest is targeted, please contact techsupport@origene.com . If you need a special design or shRNA sequence, please utilize our custom shRNA service .

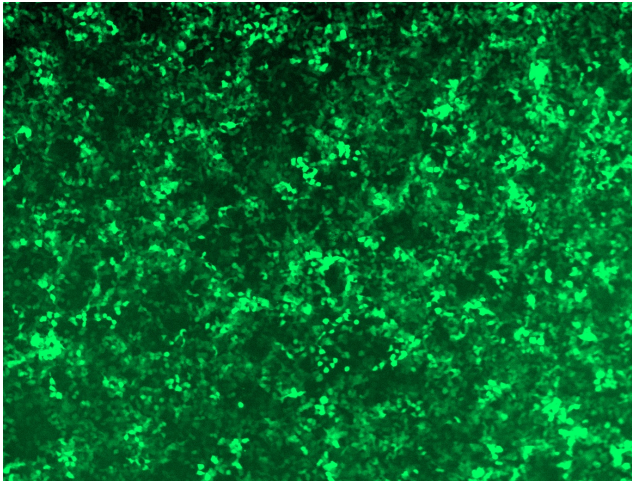


[View online »](#)

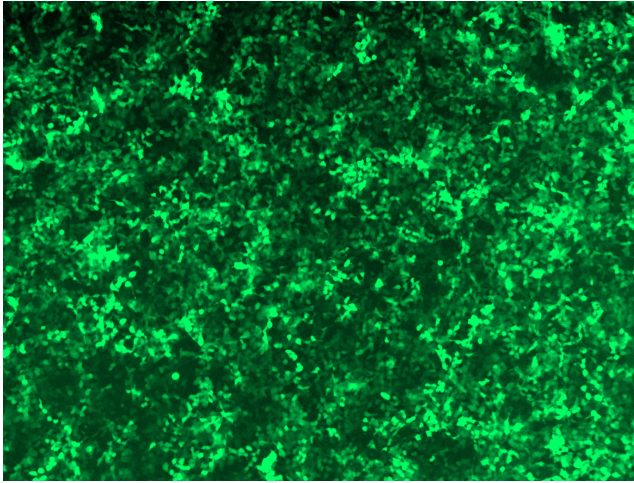
**Performance
Guaranteed:**

OriGene guarantees that the sequences in the shRNA expression cassettes are verified to correspond to the target gene with 100% identity. One of the four constructs at minimum are guaranteed to produce 70% or more gene expression knock-down provided a minimum transfection efficiency of 80% is achieved. Western Blot data is recommended over qPCR to evaluate the silencing effect of the shRNA constructs 72 hrs post transfection. To properly assess knockdown, the gene expression level from the included scramble control vector must be used in comparison with the target-specific shRNA transfected samples.

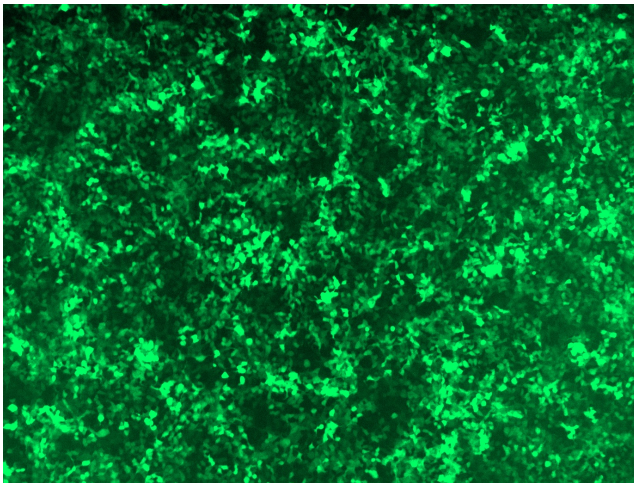
For non-conforming shRNA, requests for replacement product must be made within ninety (90) days from the date of delivery of the shRNA kit. To arrange for a free replacement with newly designed constructs, please contact Technical Services at techsupport@origene.com. Please provide your data indicating the transfection efficiency and measurement of gene expression knockdown compared to the scrambled shRNA control (Western Blot data preferred).

Product images:

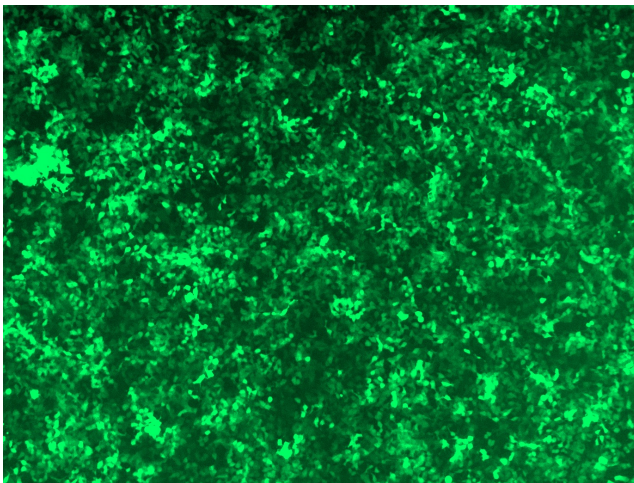
GFP signal was observed under microscope at 48 hours after transduction of TL313629A virus into HEK293 cells. TL313629A virus was prepared using lenti-shRNA TL313629A and [TR30037] packaging kit.



GFP signal was observed under microscope at 48 hours after transduction of TL313629B virus into HEK293 cells. TL313629B virus was prepared using lenti-shRNA TL313629B and [TR30037] packaging kit.



GFP signal was observed under microscope at 48 hours after transduction of [TL313629C] virus into HEK293 cells. [TL313629C] virus was prepared using lenti-shRNA [TL313629C] and [TR30037] packaging kit.



GFP signal was observed under microscope at 48 hours after transduction of [TL313629D] virus into HEK293 cells. [TL313629D] virus was prepared using lenti-shRNA [TL313629D] and [TR30037] packaging kit.