

Product datasheet for **TL313431**

Dynein intermediate chain 1 (DNAI1) Human shRNA Plasmid Kit (Locus ID 27019)

Product data:

Product Type:	shRNA Plasmids
Product Name:	Dynein intermediate chain 1 (DNAI1) Human shRNA Plasmid Kit (Locus ID 27019)
Locus ID:	27019
Synonyms:	CILD1; DIC1; ICS1; PCD
Vector:	pGFP-C-shLenti (TR30023)
E. coli Selection:	Chloramphenicol (34 ug/ml)
Mammalian Cell Selection:	Puromycin
Format:	Lentiviral plasmids
Components:	DNAI1 - Human, 4 unique 29mer shRNA constructs in lentiviral GFP vector(Gene ID = 27019). 5µg purified plasmid DNA per construct 29-mer scrambled shRNA cassette in pGFP-C-shLenti Vector, TR30021, included for free.
RefSeq:	NM_001281428 , NM_012144 , NM_012144.1 , NM_012144.2 , NM_012144.3 , NM_001281428.1 , BC030583 , BM013886 , NM_012144.4
UniProt ID:	Q9UI46
Summary:	This gene encodes a member of the dynein intermediate chain family. The encoded protein is part of the dynein complex in respiratory cilia. The inner- and outer-arm dyneins, which bridge between the doublet microtubules in axonemes, are the force-generating proteins responsible for the sliding movement in axonemes. The intermediate and light chains, thought to form the base of the dynein arm, help mediate attachment and may also participate in regulating dynein activity. Mutations in this gene result in abnormal ciliary ultrastructure and function associated with primary ciliary dyskinesia and Kartagener syndrome. Alternative splicing results in multiple transcript variants. [provided by RefSeq, Jul 2013]
shRNA Design:	These shRNA constructs were designed against multiple splice variants at this gene locus. To be certain that your variant of interest is targeted, please contact techsupport@origene.com . If you need a special design or shRNA sequence, please utilize our custom shRNA service .

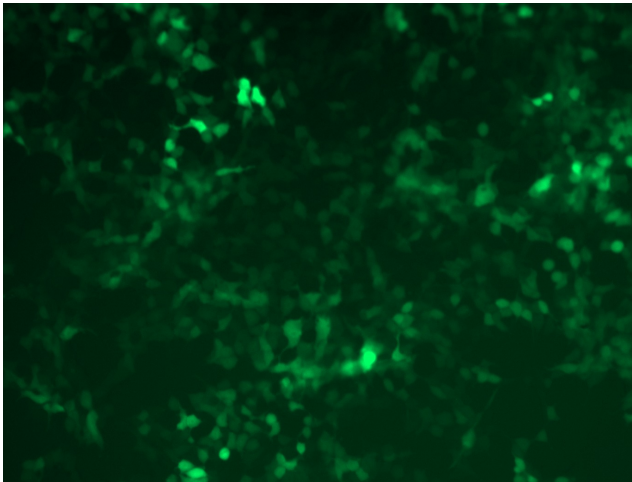


[View online »](#)

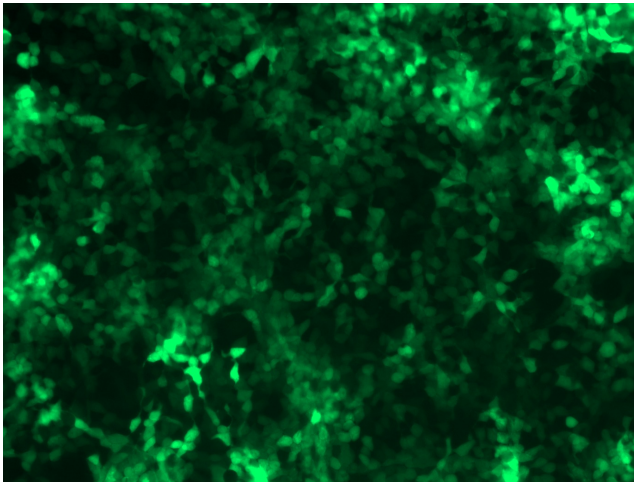
**Performance
Guaranteed:**

OriGene guarantees that the sequences in the shRNA expression cassettes are verified to correspond to the target gene with 100% identity. One of the four constructs at minimum are guaranteed to produce 70% or more gene expression knock-down provided a minimum transfection efficiency of 80% is achieved. Western Blot data is recommended over qPCR to evaluate the silencing effect of the shRNA constructs 72 hrs post transfection. To properly assess knockdown, the gene expression level from the included scramble control vector must be used in comparison with the target-specific shRNA transfected samples.

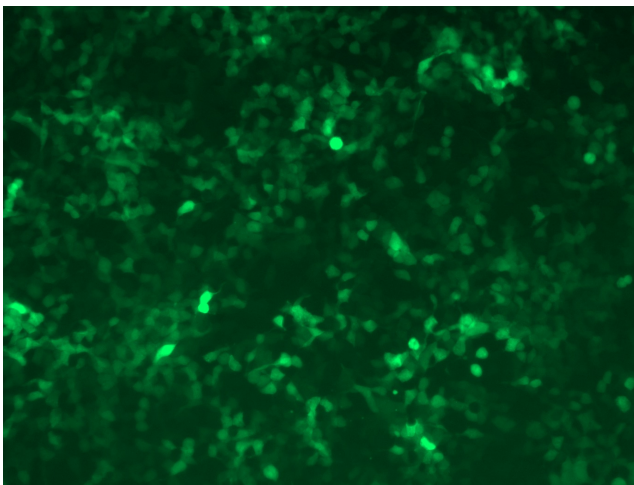
For non-conforming shRNA, requests for replacement product must be made within ninety (90) days from the date of delivery of the shRNA kit. To arrange for a free replacement with newly designed constructs, please contact Technical Services at techsupport@origene.com. Please provide your data indicating the transfection efficiency and measurement of gene expression knockdown compared to the scrambled shRNA control (Western Blot data preferred).

Product images:

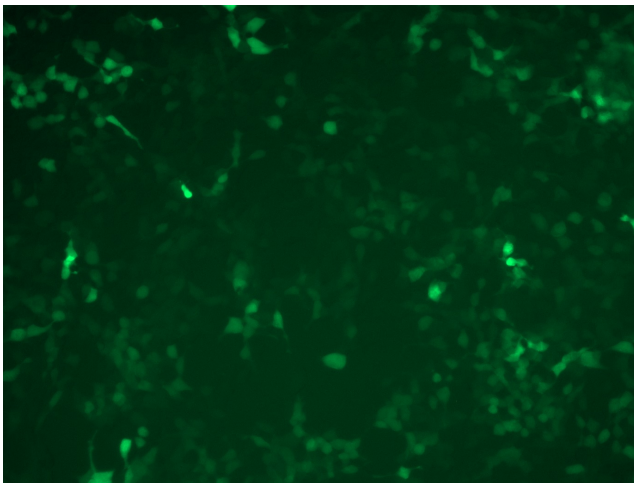
GFP signal was observed under microscope at 48 hours after transduction of TL313431A virus into HEK293 cells. TL313431A virus was prepared using lenti-shRNA TL313431A and [TR30037] packaging kit.



GFP signal was observed under microscope at 48 hours after transduction of TL313431B virus into HEK293 cells. TL313431B virus was prepared using lenti-shRNA TL313431B and [TR30037] packaging kit.



GFP signal was observed under microscope at 48 hours after transduction of [TL313431C] virus into HEK293 cells. [TL313431C] virus was prepared using lenti-shRNA [TL313431C] and [TR30037] packaging kit.



GFP signal was observed under microscope at 48 hours after transduction of [TL313431D] virus into HEK293 cells. [TL313431D] virus was prepared using lenti-shRNA [TL313431D] and [TR30037] packaging kit.