

Product datasheet for **TL313324V**

Dysferlin (DYSF) Human shRNA Lentiviral Particle (Locus ID 8291)

Product data:

Product Type:	shRNA Lentiviral Particles
Product Name:	Dysferlin (DYSF) Human shRNA Lentiviral Particle (Locus ID 8291)
Locus ID:	8291
Synonyms:	FER1L1; LGMD2B; LGMDR2; MMD1
Vector:	pGFP-C-shLenti (TR30023)
Format:	Lentiviral particles
Components:	DYSF - Human shRNA lentiviral particles (4 unique 29mer target-specific shRNA, 1 scramble control), 0.5 ml each, >10 ⁷ TU/ml.
RefSeq:	NM_001130455 , NM_001130976 , NM_001130977 , NM_001130978 , NM_001130979 , NM_001130980 , NM_001130981 , NM_001130982 , NM_001130983 , NM_001130984 , NM_001130985 , NM_001130986 , NM_001130987 , NM_003494 , NM_003494.1 , NM_003494.2 , NM_003494.3 , NM_001130976.1 , NM_001130986.1 , NM_001130455.1 , NM_001130977.1 , NM_001130984.1 , NM_001130980.1 , NM_001130985.1 , NM_001130978.1 , NM_001130983.1 , NM_001130979.1 , NM_001130982.1 , NM_001130981.1 , NM_001130987.1 , BC038246 , BC171803 , BC172229 , NM_001130985.2 , NM_001130977.2 , NM_001130976.2 , NM_001130986.2 , NM_001130983.2 , NM_001130982.2 , NM_001130984.2 , NM_001130979.2 , NM_003494.4 , NM_001130455.2 , NM_001130987.2 , NM_001130980.2 , NM_001130981.2 , NM_001130978.2
UniProt ID:	O75923
Summary:	The protein encoded by this gene belongs to the ferlin family and is a skeletal muscle protein found associated with the sarcolemma. It is involved in muscle contraction and contains C2 domains that play a role in calcium-mediated membrane fusion events, suggesting that it may be involved in membrane regeneration and repair. In addition, the protein encoded by this gene binds caveolin-3, a skeletal muscle membrane protein which is important in the formation of caveolae. Specific mutations in this gene have been shown to cause autosomal recessive limb girdle muscular dystrophy type 2B (LGMD2B) as well as Miyoshi myopathy. Alternative splicing results in multiple transcript variants. [provided by RefSeq, Aug 2008]
shRNA Design:	These shRNA constructs were designed against multiple splice variants at this gene locus. To be certain that your variant of interest is targeted, please contact techsupport@origene.com . If you need a special design or shRNA sequence, please utilize our custom shRNA service .

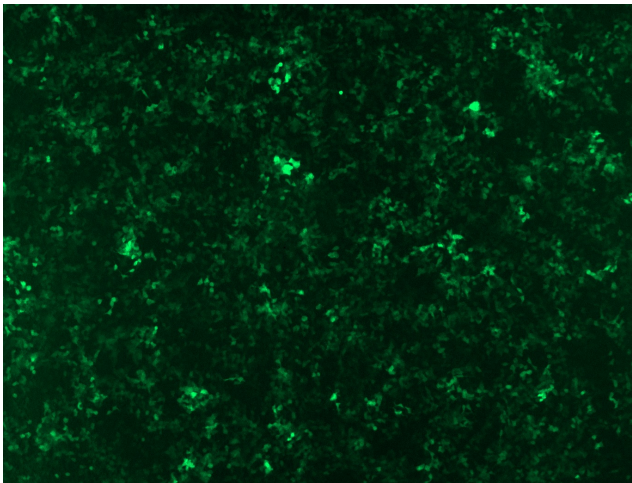


[View online »](#)

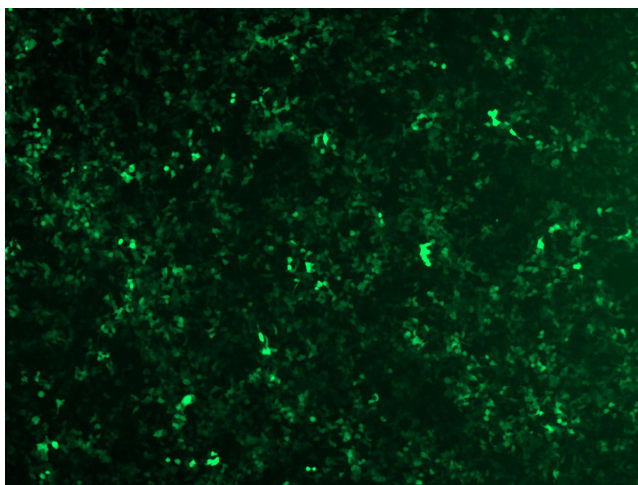
**Performance
Guaranteed:**

OriGene guarantees that the sequences in the shRNA expression cassettes are verified to correspond to the target gene with 100% identity. One of the four constructs at minimum are guaranteed to produce 70% or more gene expression knock-down provided a minimum transfection efficiency of 80% is achieved. Western Blot data is recommended over qPCR to evaluate the silencing effect of the shRNA constructs 72 hrs post transfection. To properly assess knockdown, the gene expression level from the included scramble control vector must be used in comparison with the target-specific shRNA transfected samples.

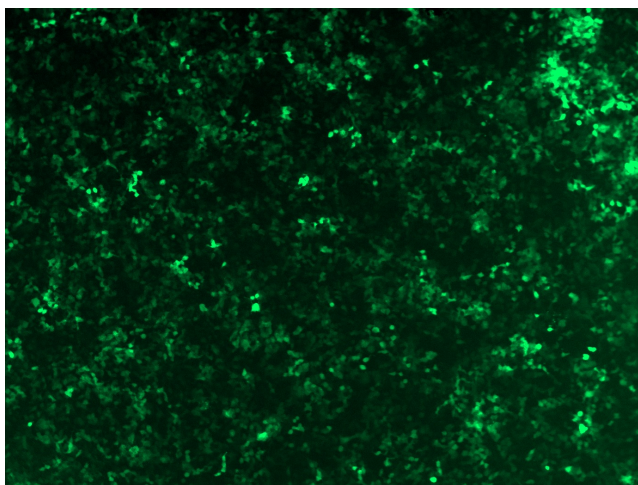
For non-conforming shRNA, requests for replacement product must be made within ninety (90) days from the date of delivery of the shRNA kit. To arrange for a free replacement with newly designed constructs, please contact Technical Services at techsupport@origene.com. Please provide your data indicating the transfection efficiency and measurement of gene expression knockdown compared to the scrambled shRNA control (Western Blot data preferred).

Product images:

GFP signal was observed under microscope at 48 hours after transduction of TL313324A virus into HEK293 cells. TL313324A virus was prepared using lenti-shRNA TL313324A and [TR30037] packaging kit.



GFP signal was observed under microscope at 48 hours after transduction of [TL313324C] virus into HEK293 cells. [TL313324C] virus was prepared using lenti-shRNA [TL313324C] and [TR30037] packaging kit.



GFP signal was observed under microscope at 48 hours after transduction of [TL313324D] virus into HEK293 cells. [TL313324D] virus was prepared using lenti-shRNA [TL313324D] and [TR30037] packaging kit.