

Product datasheet for **TL312840V**

GAPDHS Human shRNA Lentiviral Particle (Locus ID 26330)

Product data:

Product Type:	shRNA Lentiviral Particles
Product Name:	GAPDHS Human shRNA Lentiviral Particle (Locus ID 26330)
Locus ID:	26330
Synonyms:	GAPD2; GAPDH-2; GAPDS; HEL-S-278; HSD-35
Vector:	pGFP-C-shLenti (TR30023)
Format:	Lentiviral particles
Components:	GAPDHS - Human shRNA lentiviral particles (4 unique 29mer target-specific shRNA, 1 scramble control), 0.5 ml each, >10 ⁷ TU/ml.
RefSeq:	NM_014364 , NM_014364.1 , NM_014364.2 , NM_014364.3 , NM_014364.4 , BC036373 , BC036373.2 , NM_014364.5
UniProt ID:	O14556
Summary:	This gene encodes a protein belonging to the glyceraldehyde-3-phosphate dehydrogenase family of enzymes that play an important role in carbohydrate metabolism. Like its somatic cell counterpart, this sperm-specific enzyme functions in a nicotinamide adenine dinucleotide-dependent manner to remove hydrogen and add phosphate to glyceraldehyde 3-phosphate to form 1,3-diphosphoglycerate. During spermiogenesis, this enzyme may play an important role in regulating the switch between different energy-producing pathways, and it is required for sperm motility and male fertility. [provided by RefSeq, Jul 2008]
shRNA Design:	These shRNA constructs were designed against multiple splice variants at this gene locus. To be certain that your variant of interest is targeted, please contact techsupport@origene.com . If you need a special design or shRNA sequence, please utilize our custom shRNA service .

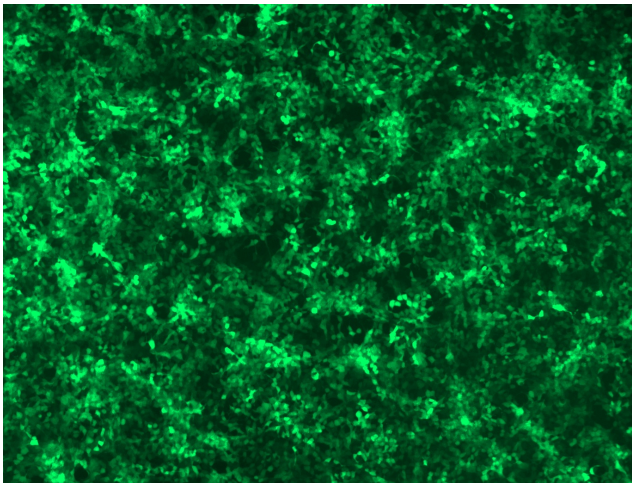


[View online »](#)

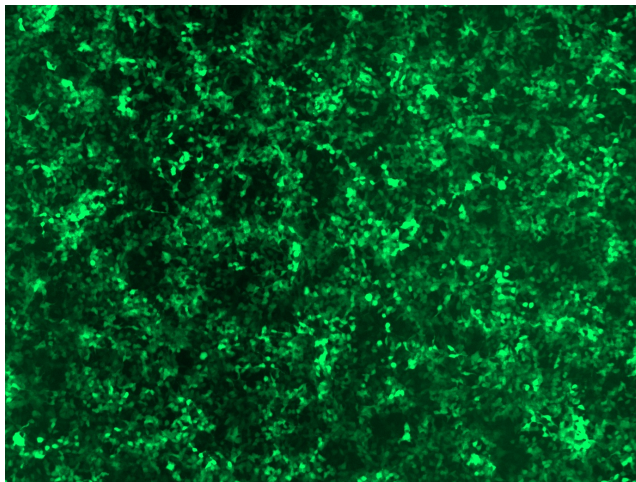
**Performance
Guaranteed:**

OriGene guarantees that the sequences in the shRNA expression cassettes are verified to correspond to the target gene with 100% identity. One of the four constructs at minimum are guaranteed to produce 70% or more gene expression knock-down provided a minimum transfection efficiency of 80% is achieved. Western Blot data is recommended over qPCR to evaluate the silencing effect of the shRNA constructs 72 hrs post transfection. To properly assess knockdown, the gene expression level from the included scramble control vector must be used in comparison with the target-specific shRNA transfected samples.

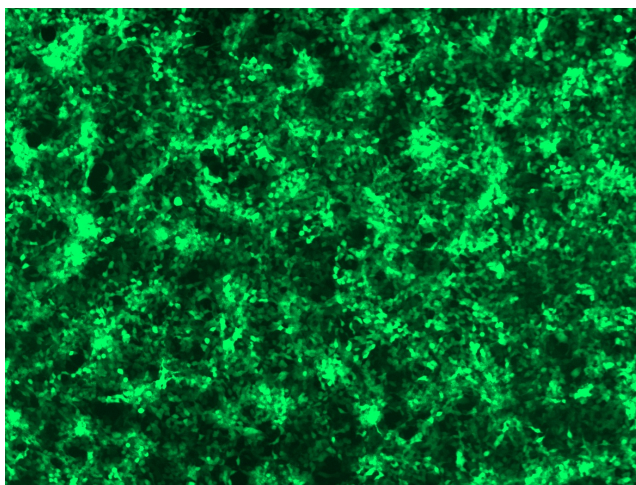
For non-conforming shRNA, requests for replacement product must be made within ninety (90) days from the date of delivery of the shRNA kit. To arrange for a free replacement with newly designed constructs, please contact Technical Services at techsupport@origene.com. Please provide your data indicating the transfection efficiency and measurement of gene expression knockdown compared to the scrambled shRNA control (Western Blot data preferred).

Product images:

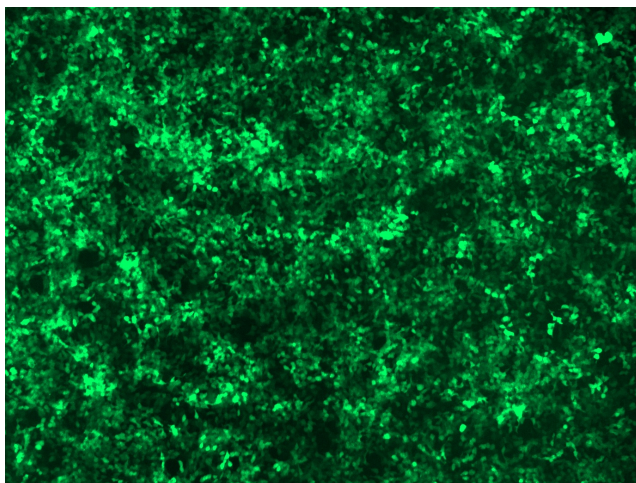
GFP signal was observed under microscope at 48 hours after transduction of TL312840A virus into HEK293 cells. TL312840A virus was prepared using lenti-shRNA TL312840A and [TR30037] packaging kit.



GFP signal was observed under microscope at 48 hours after transduction of TL312840B virus into HEK293 cells. TL312840B virus was prepared using lenti-shRNA TL312840B and [TR30037] packaging kit.



GFP signal was observed under microscope at 48 hours after transduction of [TL312840C] virus into HEK293 cells. [TL312840C] virus was prepared using lenti-shRNA [TL312840C] and [TR30037] packaging kit.



GFP signal was observed under microscope at 48 hours after transduction of [TL312840D] virus into HEK293 cells. [TL312840D] virus was prepared using lenti-shRNA [TL312840D] and [TR30037] packaging kit.