

Product datasheet for **TL312649V**

GPR34 Human shRNA Lentiviral Particle (Locus ID 2857)

Product data:

Product Type:	shRNA Lentiviral Particles
Product Name:	GPR34 Human shRNA Lentiviral Particle (Locus ID 2857)
Locus ID:	2857
Synonyms:	G protein-coupled receptor 34; OTTHUMP00000023148; OTTHUMP00000023149
Vector:	pGFP-C-shLenti (TR30023)
Format:	Lentiviral particles
Components:	GPR34 - Human shRNA lentiviral particles (4 unique 29mer target-specific shRNA, 1 scramble control), 0.5 ml each, >10 ⁷ TU/ml.
RefSeq:	NM_001033513 , NM_001033514 , NM_001097579 , NM_005300 , NM_005300.1 , NM_005300.2 , NM_005300.3 , NM_001097579.1 , NM_001033513.1 , NM_001033514.1 , BC020678 , BC020678.1 , BM798913 , NM_001097579.2 , NM_005300.4
UniProt ID:	Q9UPC5
Summary:	G protein-coupled receptors (GPCRs), such as GPR34, are integral membrane proteins containing 7 putative transmembrane domains (TMs). These proteins mediate signals to the interior of the cell via activation of heterotrimeric G proteins that in turn activate various effector proteins, ultimately resulting in a physiologic response.[supplied by OMIM, Apr 2006]
shRNA Design:	These shRNA constructs were designed against multiple splice variants at this gene locus. To be certain that your variant of interest is targeted, please contact techsupport@origene.com . If you need a special design or shRNA sequence, please utilize our custom shRNA service .

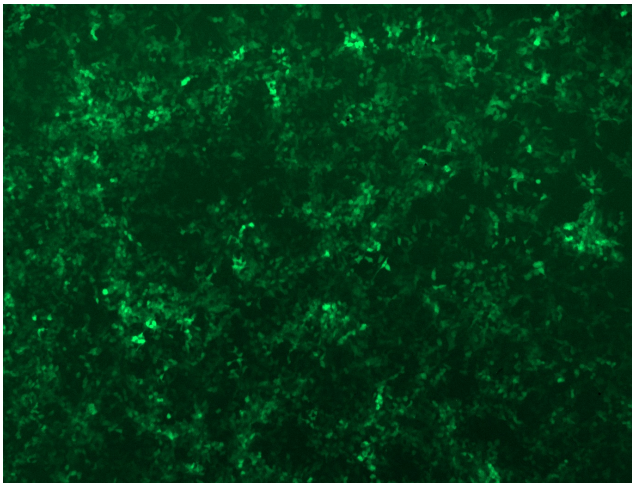


[View online »](#)

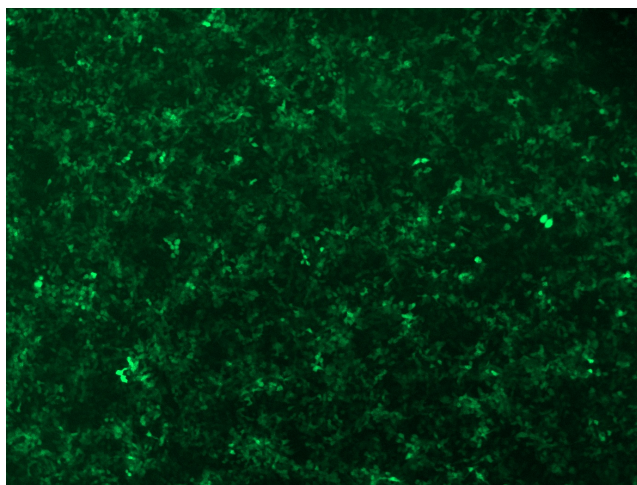
**Performance
Guaranteed:**

OriGene guarantees that the sequences in the shRNA expression cassettes are verified to correspond to the target gene with 100% identity. One of the four constructs at minimum are guaranteed to produce 70% or more gene expression knock-down provided a minimum transfection efficiency of 80% is achieved. Western Blot data is recommended over qPCR to evaluate the silencing effect of the shRNA constructs 72 hrs post transfection. To properly assess knockdown, the gene expression level from the included scramble control vector must be used in comparison with the target-specific shRNA transfected samples.

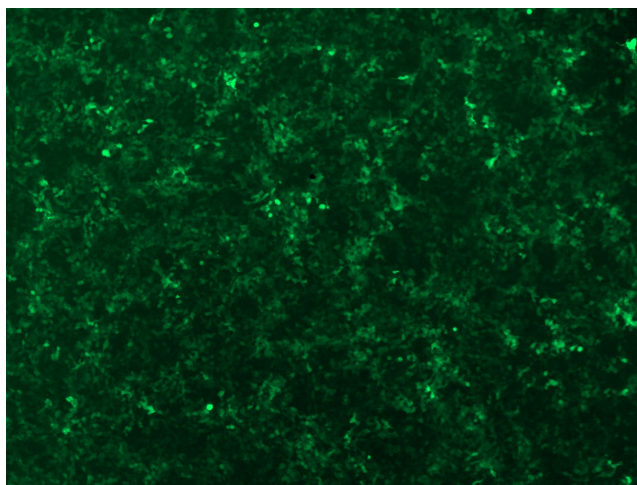
For non-conforming shRNA, requests for replacement product must be made within ninety (90) days from the date of delivery of the shRNA kit. To arrange for a free replacement with newly designed constructs, please contact Technical Services at techsupport@origene.com. Please provide your data indicating the transfection efficiency and measurement of gene expression knockdown compared to the scrambled shRNA control (Western Blot data preferred).

Product images:

GFP signal was observed under microscope at 48 hours after transduction of TL312649A virus into HEK293 cells. TL312649A virus was prepared using lenti-shRNA TL312649A and [TR30037] packaging kit.



GFP signal was observed under microscope at 48 hours after transduction of TL312649B virus into HEK293 cells. TL312649B virus was prepared using lenti-shRNA TL312649B and [TR30037] packaging kit.



GFP signal was observed under microscope at 48 hours after transduction of [TL312649D] virus into HEK293 cells. [TL312649D] virus was prepared using lenti-shRNA [TL312649D] and [TR30037] packaging kit.