

Product datasheet for **TL312284**

HTR2B Human shRNA Plasmid Kit (Locus ID 3357)

Product data:

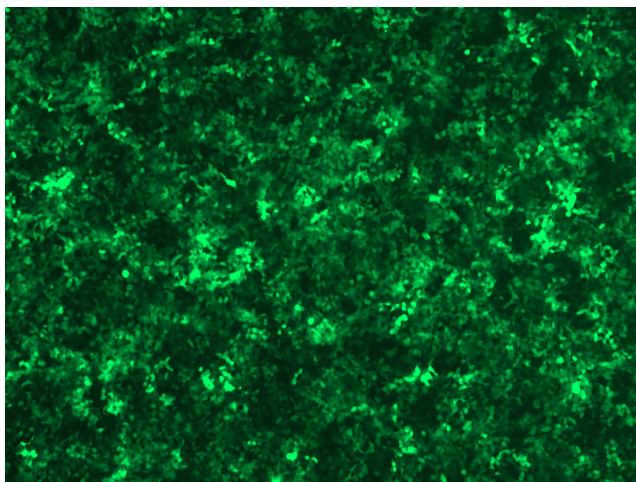
Product Type:	shRNA Plasmids
Product Name:	HTR2B Human shRNA Plasmid Kit (Locus ID 3357)
Locus ID:	3357
Synonyms:	5-HT(2B); 5-HT-2B; 5-HT2B
Vector:	pGFP-C-shLenti (TR30023)
E. coli Selection:	Chloramphenicol (34 ug/ml)
Mammalian Cell Selection:	Puromycin
Format:	Lentiviral plasmids
Components:	HTR2B - Human, 4 unique 29mer shRNA constructs in lentiviral GFP vector(Gene ID = 3357). 5µg purified plasmid DNA per construct 29-mer scrambled shRNA cassette in pGFP-C-shLenti Vector, TR30021, included for free.
RefSeq:	NM_000867 , NM_001320758 , NM_000867.1 , NM_000867.2 , NM_000867.3 , NM_000867.4 , BC063123
UniProt ID:	P41595
Summary:	This gene encodes one of the several different receptors for 5-hydroxytryptamine (serotonin) that belongs to the G-protein coupled receptor 1 family. Serotonin is a biogenic hormone that functions as a neurotransmitter, a hormone, and a mitogen. Serotonin receptors mediate many of the central and peripheral physiologic functions of serotonin, including regulation of cardiovascular functions and impulsive behavior. Population and family-based analyses of a minor allele (glutamine-to-stop substitution, designated Q20*) which blocks expression of this protein, and knockout studies in mice, suggest a role for this gene in impulsivity. However, other factors, such as elevated testosterone levels, may also be involved. Alternatively spliced transcript variants have been found for this gene. [provided by RefSeq, Mar 2016]
shRNA Design:	These shRNA constructs were designed against multiple splice variants at this gene locus. To be certain that your variant of interest is targeted, please contact techsupport@origene.com . If you need a special design or shRNA sequence, please utilize our custom shRNA service .


[View online »](#)

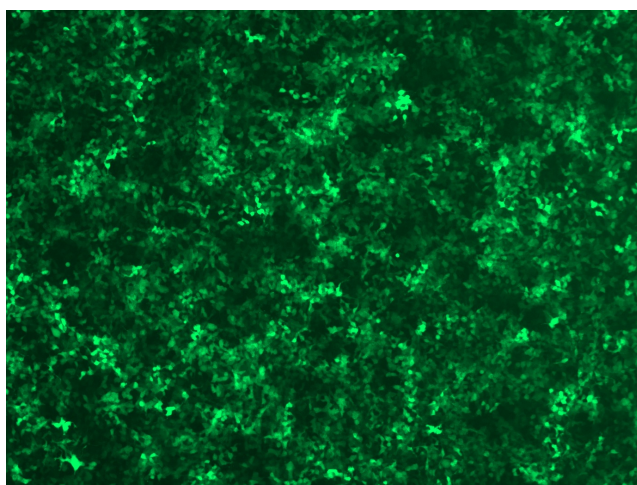
**Performance
Guaranteed:**

OriGene guarantees that the sequences in the shRNA expression cassettes are verified to correspond to the target gene with 100% identity. One of the four constructs at minimum are guaranteed to produce 70% or more gene expression knock-down provided a minimum transfection efficiency of 80% is achieved. Western Blot data is recommended over qPCR to evaluate the silencing effect of the shRNA constructs 72 hrs post transfection. To properly assess knockdown, the gene expression level from the included scramble control vector must be used in comparison with the target-specific shRNA transfected samples.

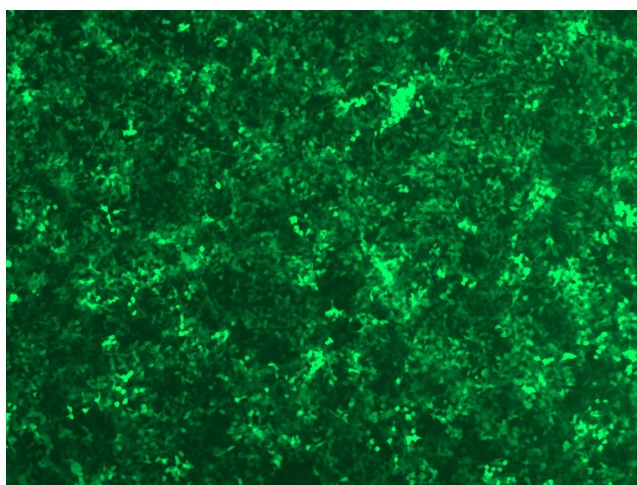
For non-conforming shRNA, requests for replacement product must be made within ninety (90) days from the date of delivery of the shRNA kit. To arrange for a free replacement with newly designed constructs, please contact Technical Services at techsupport@origene.com. Please provide your data indicating the transfection efficiency and measurement of gene expression knockdown compared to the scrambled shRNA control (Western Blot data preferred).

Product images:


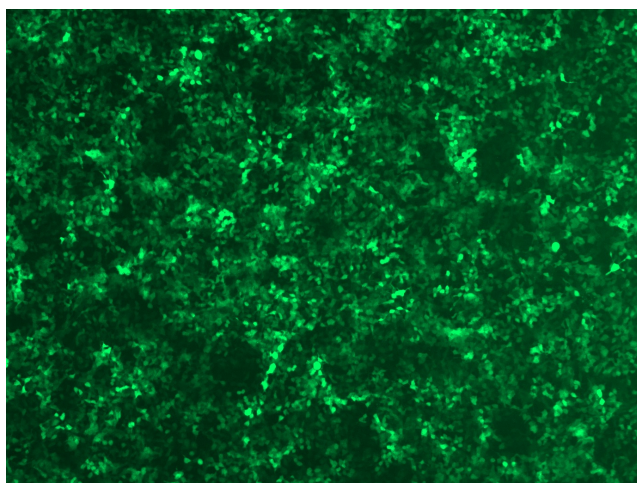
GFP signal was observed under microscope at 48 hours after transduction of TL312284A virus into HEK293 cells. TL312284A virus was prepared using lenti-shRNA TL312284A and [TR30037] packaging kit.



GFP signal was observed under microscope at 48 hours after transduction of TL312284B virus into HEK293 cells. TL312284B virus was prepared using lenti-shRNA TL312284B and [TR30037] packaging kit.



GFP signal was observed under microscope at 48 hours after transduction of [TL312284C] virus into HEK293 cells. [TL312284C] virus was prepared using lenti-shRNA [TL312284C] and [TR30037] packaging kit.



GFP signal was observed under microscope at 48 hours after transduction of [TL312284D] virus into HEK293 cells. [TL312284D] virus was prepared using lenti-shRNA [TL312284D] and [TR30037] packaging kit.