

Product datasheet for **TL312162V**

IL6 Human shRNA Lentiviral Particle (Locus ID 3569)

Product data:

Product Type:	shRNA Lentiviral Particles
Product Name:	IL6 Human shRNA Lentiviral Particle (Locus ID 3569)
Locus ID:	3569
Synonyms:	BSF-2; BSF2; CDF; HGF; HSF; IFN-beta-2; IFNB2; IL-6
Vector:	pGFP-C-shLenti (TR30023)
Format:	Lentiviral particles
Components:	IL6 - Human shRNA lentiviral particles (4 unique 29mer target-specific shRNA, 1 scramble control), 0.5 ml each, >10 ⁷ TU/ml.
RefSeq:	BC015511 , NM_000600 , NM_001318095 , NM_000600.1 , NM_000600.2 , NM_000600.3 , NM_000600.4 , NM_000600.5
UniProt ID:	P05231
Summary:	This gene encodes a cytokine that functions in inflammation and the maturation of B cells. In addition, the encoded protein has been shown to be an endogenous pyrogen capable of inducing fever in people with autoimmune diseases or infections. The protein is primarily produced at sites of acute and chronic inflammation, where it is secreted into the serum and induces a transcriptional inflammatory response through interleukin 6 receptor, alpha. The functioning of this gene is implicated in a wide variety of inflammation-associated disease states, including susceptibility to diabetes mellitus and systemic juvenile rheumatoid arthritis. Elevated levels of the encoded protein have been found in virus infections, including COVID-19 (disease caused by SARS-CoV-2). [provided by RefSeq, Aug 2020]
shRNA Design:	These shRNA constructs were designed against multiple splice variants at this gene locus. To be certain that your variant of interest is targeted, please contact techsupport@origene.com . If you need a special design or shRNA sequence, please utilize our custom shRNA service .

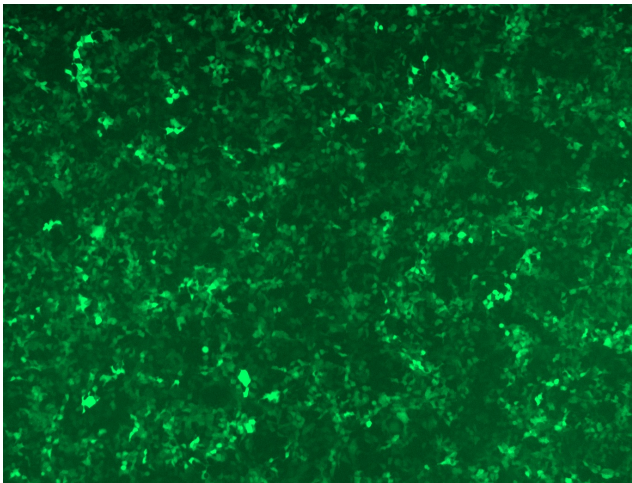


[View online »](#)

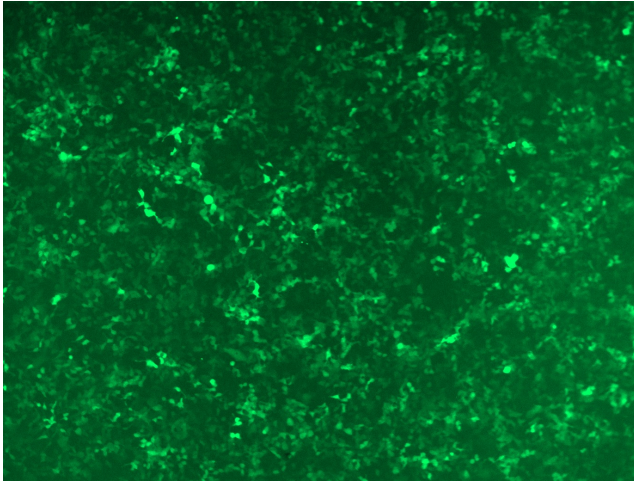
**Performance
Guaranteed:**

OriGene guarantees that the sequences in the shRNA expression cassettes are verified to correspond to the target gene with 100% identity. One of the four constructs at minimum are guaranteed to produce 70% or more gene expression knock-down provided a minimum transfection efficiency of 80% is achieved. Western Blot data is recommended over qPCR to evaluate the silencing effect of the shRNA constructs 72 hrs post transfection. To properly assess knockdown, the gene expression level from the included scramble control vector must be used in comparison with the target-specific shRNA transfected samples.

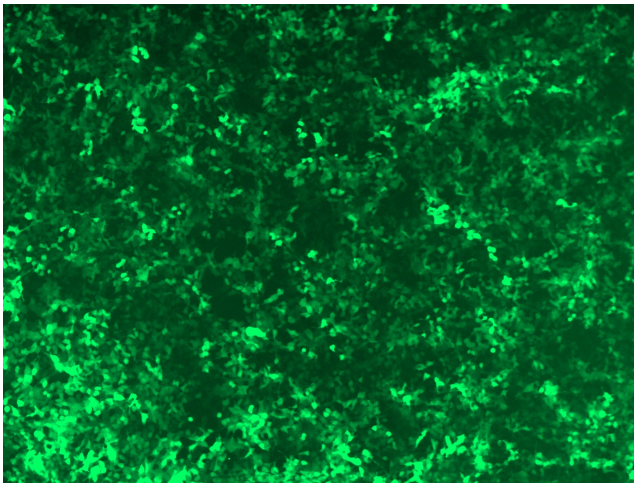
For non-conforming shRNA, requests for replacement product must be made within ninety (90) days from the date of delivery of the shRNA kit. To arrange for a free replacement with newly designed constructs, please contact Technical Services at techsupport@origene.com. Please provide your data indicating the transfection efficiency and measurement of gene expression knockdown compared to the scrambled shRNA control (Western Blot data preferred).

Product images:

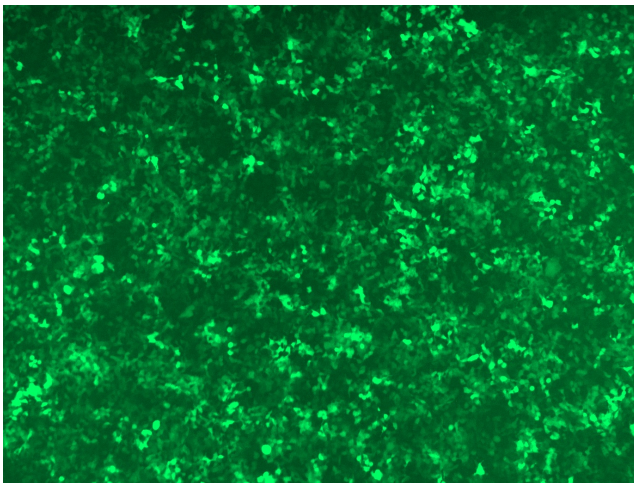
GFP signal was observed under microscope at 48 hours after transduction of TL312162A virus into HEK293 cells. TL312162A virus was prepared using lenti-shRNA TL312162A and [TR30037] packaging kit.



GFP signal was observed under microscope at 48 hours after transduction of TL312162B virus into HEK293 cells. TL312162B virus was prepared using lenti-shRNA TL312162B and [TR30037] packaging kit.



GFP signal was observed under microscope at 48 hours after transduction of [TL312162C] virus into HEK293 cells. [TL312162C] virus was prepared using lenti-shRNA [TL312162C] and [TR30037] packaging kit.



GFP signal was observed under microscope at 48 hours after transduction of [TL312162D] virus into HEK293 cells. [TL312162D] virus was prepared using lenti-shRNA [TL312162D] and [TR30037] packaging kit.