

Product datasheet for **TL311932V**

DIS3 Human shRNA Lentiviral Particle (Locus ID 22894)

Product data:

Product Type:	shRNA Lentiviral Particles
Product Name:	DIS3 Human shRNA Lentiviral Particle (Locus ID 22894)
Locus ID:	22894
Synonyms:	2810028N01Rik; dis3p; EXOSC11; KIAA1008; RRP44
Vector:	pGFP-C-shLenti (TR30023)
Format:	Lentiviral particles
Components:	DIS3 - Human shRNA lentiviral particles (4 unique 29mer target-specific shRNA, 1 scramble control), 0.5 ml each, >10 ⁷ TU/ml.
RefSeq:	NM_001128226 , NM_014953 , NM_001322348 , NM_001322349 , NM_014953.1 , NM_014953.2 , NM_014953.3 , NM_014953.4 , NM_001128226.1 , NM_001128226.2 , BC056143 , BC012468 , BC038101 , NM_001128226.3 , NM_014953.5
UniProt ID:	Q9Y2L1
Summary:	Putative catalytic component of the RNA exosome complex which has 3'->5' exoribonuclease activity and participates in a multitude of cellular RNA processing and degradation events. In the nucleus, the RNA exosome complex is involved in proper maturation of stable RNA species such as rRNA, snRNA and snoRNA, in the elimination of RNA processing by-products and non-coding 'pervasive' transcripts, such as antisense RNA species and promoter-upstream transcripts (PROMPTs), and of mRNAs with processing defects, thereby limiting or excluding their export to the cytoplasm. The RNA exosome may be involved in Ig class switch recombination (CSR) and/or Ig variable region somatic hypermutation (SHM) by targeting AICDA deamination activity to transcribed dsDNA substrates. In the cytoplasm, the RNA exosome complex is involved in general mRNA turnover and specifically degrades inherently unstable mRNAs containing AU-rich elements (AREs) within their 3' untranslated regions, and in RNA surveillance pathways, preventing translation of aberrant mRNAs. It seems to be involved in degradation of histone mRNA. DIS3 has both 3'-5' exonuclease and endonuclease activities.[UniProtKB/Swiss-Prot Function]
shRNA Design:	These shRNA constructs were designed against multiple splice variants at this gene locus. To be certain that your variant of interest is targeted, please contact techsupport@origene.com . If you need a special design or shRNA sequence, please utilize our custom shRNA service .

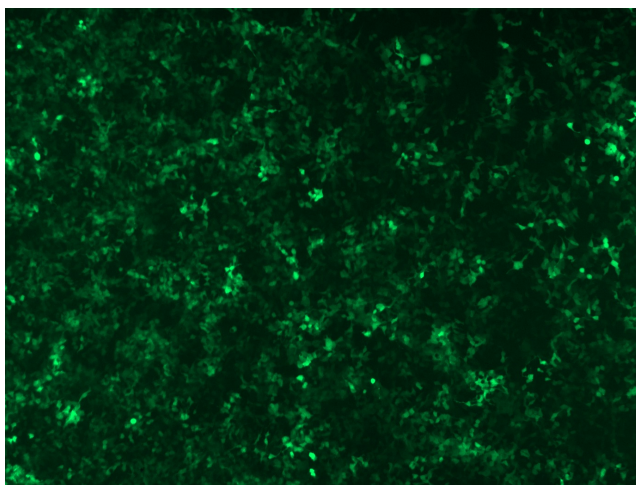


[View online >](#)

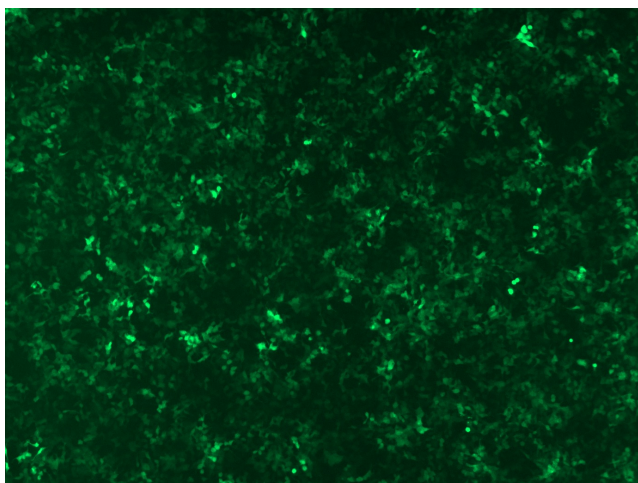
**Performance
Guaranteed:**

OriGene guarantees that the sequences in the shRNA expression cassettes are verified to correspond to the target gene with 100% identity. One of the four constructs at minimum are guaranteed to produce 70% or more gene expression knock-down provided a minimum transfection efficiency of 80% is achieved. Western Blot data is recommended over qPCR to evaluate the silencing effect of the shRNA constructs 72 hrs post transfection. To properly assess knockdown, the gene expression level from the included scramble control vector must be used in comparison with the target-specific shRNA transfected samples.

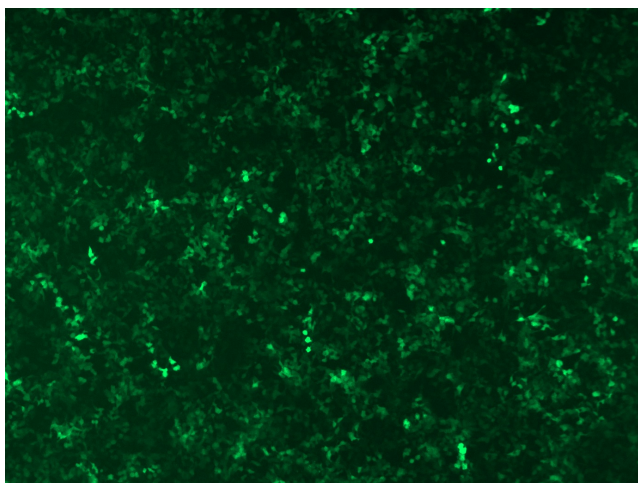
For non-conforming shRNA, requests for replacement product must be made within ninety (90) days from the date of delivery of the shRNA kit. To arrange for a free replacement with newly designed constructs, please contact Technical Services at techsupport@origene.com. Please provide your data indicating the transfection efficiency and measurement of gene expression knockdown compared to the scrambled shRNA control (Western Blot data preferred).

Product images:

GFP signal was observed under microscope at 48 hours after transduction of TL311932B virus into HEK293 cells. TL311932B virus was prepared using lenti-shRNA TL311932B and [TR30037] packaging kit.



GFP signal was observed under microscope at 48 hours after transduction of [TL311932C] virus into HEK293 cells. [TL311932C] virus was prepared using lenti-shRNA [TL311932C] and [TR30037] packaging kit.



GFP signal was observed under microscope at 48 hours after transduction of [TL311932D] virus into HEK293 cells. [TL311932D] virus was prepared using lenti-shRNA [TL311932D] and [TR30037] packaging kit.