

## Product datasheet for **TL311323V**

### c-Myc (MYC) Human shRNA Lentiviral Particle (Locus ID 4609)

#### Product data:

Product Type:	shRNA Lentiviral Particles
Product Name:	c-Myc (MYC) Human shRNA Lentiviral Particle (Locus ID 4609)
Locus ID:	4609
Synonyms:	bHLHe39; c-Myc; MRTL; MYCC
Vector:	pGFP-C-shLenti (TR30023)
Format:	Lentiviral particles
Components:	MYC - Human shRNA lentiviral particles (4 unique 29mer target-specific shRNA, 1 scramble control), 0.5 ml each, >10 <sup>7</sup> TU/ml.
RefSeq:	<a href="#">NM_002467</a> , <a href="#">NM_001354870</a> , <a href="#">NM_002467.1</a> , <a href="#">NM_002467.2</a> , <a href="#">NM_002467.3</a> , <a href="#">NM_002467.4</a> , <a href="#">BC000141</a> , <a href="#">BC000141.1</a> , <a href="#">BC000917</a> , <a href="#">BC058901</a> , <a href="#">NM_002467.6</a>
UniProt ID:	<a href="#">P01106</a>
Summary:	This gene is a proto-oncogene and encodes a nuclear phosphoprotein that plays a role in cell cycle progression, apoptosis and cellular transformation. The encoded protein forms a heterodimer with the related transcription factor MAX. This complex binds to the E box DNA consensus sequence and regulates the transcription of specific target genes. Amplification of this gene is frequently observed in numerous human cancers. Translocations involving this gene are associated with Burkitt lymphoma and multiple myeloma in human patients. There is evidence to show that translation initiates both from an upstream, in-frame non-AUG (CUG) and a downstream AUG start site, resulting in the production of two isoforms with distinct N-termini. [provided by RefSeq, Aug 2017]
shRNA Design:	These shRNA constructs were designed against multiple splice variants at this gene locus. To be certain that your variant of interest is targeted, please contact <a href="mailto:techsupport@origene.com">techsupport@origene.com</a> . If you need a special design or shRNA sequence, please utilize our <a href="#">custom shRNA service</a> .

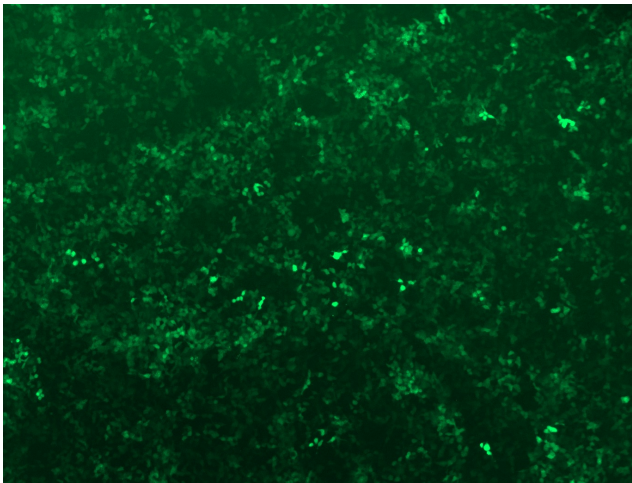


[View online »](#)

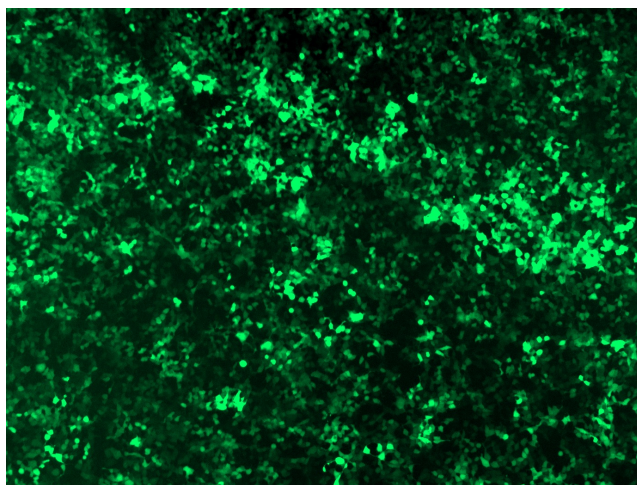
**Performance  
Guaranteed:**

OriGene guarantees that the sequences in the shRNA expression cassettes are verified to correspond to the target gene with 100% identity. One of the four constructs at minimum are guaranteed to produce 70% or more gene expression knock-down provided a minimum transfection efficiency of 80% is achieved. Western Blot data is recommended over qPCR to evaluate the silencing effect of the shRNA constructs 72 hrs post transfection. To properly assess knockdown, the gene expression level from the included scramble control vector must be used in comparison with the target-specific shRNA transfected samples.

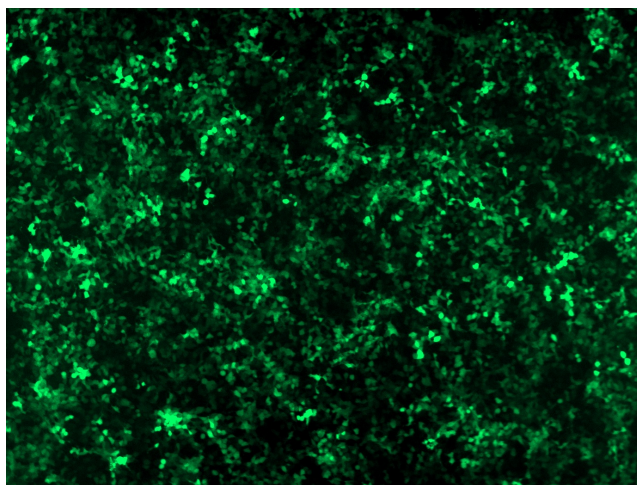
For non-conforming shRNA, requests for replacement product must be made within ninety (90) days from the date of delivery of the shRNA kit. To arrange for a free replacement with newly designed constructs, please contact Technical Services at [techsupport@origene.com](mailto:techsupport@origene.com). Please provide your data indicating the transfection efficiency and measurement of gene expression knockdown compared to the scrambled shRNA control (Western Blot data preferred).

**Product images:**

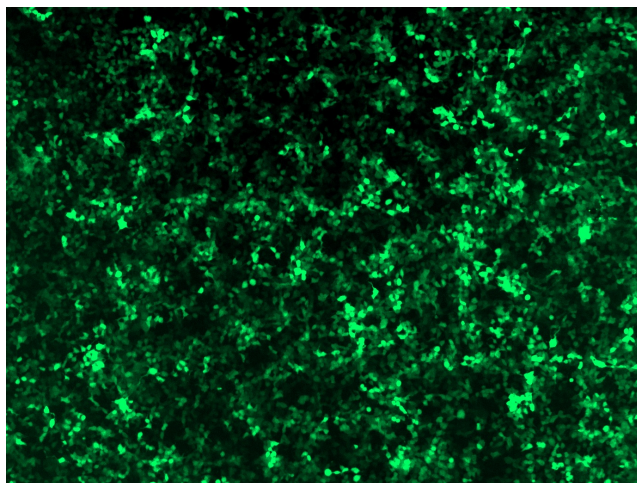
GFP signal was observed under microscope at 48 hours after transduction of TL311323A virus into HEK293 cells. TL311323A virus was prepared using lenti-shRNA TL311323A and [TR30037] packaging kit.



GFP signal was observed under microscope at 48 hours after transduction of TL311323B virus into HEK293 cells. TL311323B virus was prepared using lenti-shRNA TL311323B and [TR30037] packaging kit.



GFP signal was observed under microscope at 48 hours after transduction of [TL311323C] virus into HEK293 cells. [TL311323C] virus was prepared using lenti-shRNA [TL311323C] and [TR30037] packaging kit.



GFP signal was observed under microscope at 48 hours after transduction of [TL311323D] virus into HEK293 cells. [TL311323D] virus was prepared using lenti-shRNA [TL311323D] and [TR30037] packaging kit.