

Product datasheet for **TL311104V**

NOR1 (NR4A3) Human shRNA Lentiviral Particle (Locus ID 8013)

Product data:

Product Type:	shRNA Lentiviral Particles
Product Name:	NOR1 (NR4A3) Human shRNA Lentiviral Particle (Locus ID 8013)
Locus ID:	8013
Synonyms:	CHN; CSMF; MINOR; NOR1
Vector:	pGFP-C-shLenti (TR30023)
Format:	Lentiviral particles
Components:	NR4A3 - Human shRNA lentiviral particles (4 unique 29mer target-specific shRNA, 1 scramble control), 0.5 ml each, >10 ⁷ TU/ml.
RefSeq:	<u>NM_006981</u> , <u>NM_173198</u> , <u>NM_173199</u> , <u>NM_173200</u> , <u>NM_173199.1</u> , <u>NM_173199.2</u> , <u>NM_006981.1</u> , <u>NM_006981.2</u> , <u>NM_006981.3</u> , <u>NM_173198.1</u> , <u>NM_173200.1</u> , <u>NM_173200.2</u> , <u>NM_173199.3</u> , <u>NM_006981.4</u>
UniProt ID:	<u>Q92570</u>
Summary:	This gene encodes a member of the steroid-thyroid hormone-retinoid receptor superfamily. The encoded protein may act as a transcriptional activator. The protein can efficiently bind the NGFI-B Response Element (NBRE). Three different versions of extraskeletal myxoid chondrosarcomas (EMCs) are the result of reciprocal translocations between this gene and other genes. The translocation breakpoints are associated with Nuclear Receptor Subfamily 4, Group A, Member 3 (on chromosome 9) and either Ewing Sarcome Breakpoint Region 1 (on chromosome 22), RNA Polymerase II, TATA Box-Binding Protein-Associated Factor, 68-KD (on chromosome 17), or Transcription factor 12 (on chromosome 15). Multiple transcript variants encoding different isoforms have been found for this gene. [provided by RefSeq, Mar 2010]
shRNA Design:	These shRNA constructs were designed against multiple splice variants at this gene locus. To be certain that your variant of interest is targeted, please contact techsupport@origene.com . If you need a special design or shRNA sequence, please utilize our custom shRNA service .

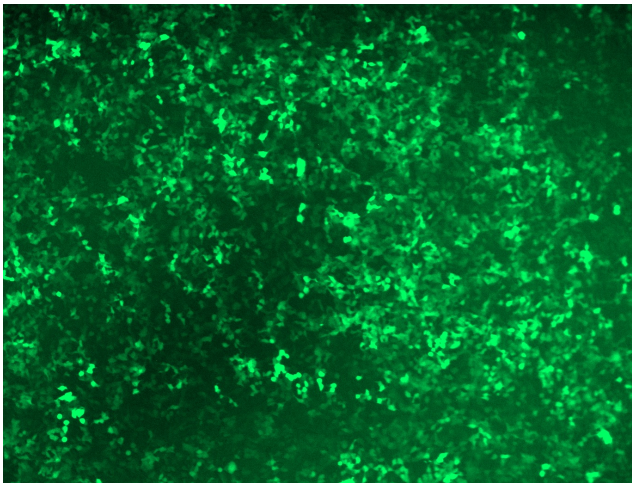


[View online »](#)

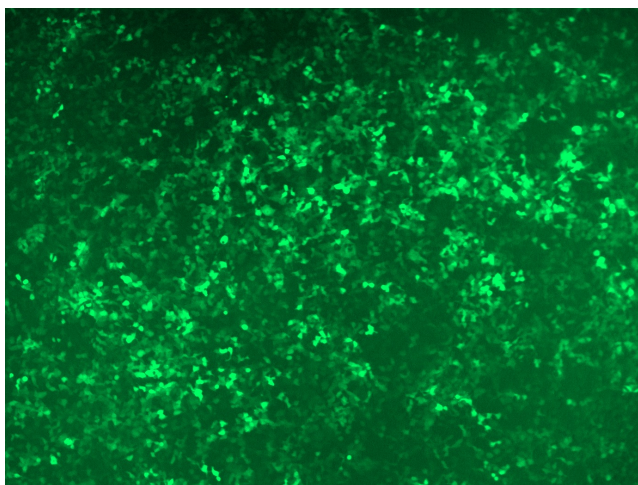
**Performance
Guaranteed:**

OriGene guarantees that the sequences in the shRNA expression cassettes are verified to correspond to the target gene with 100% identity. One of the four constructs at minimum are guaranteed to produce 70% or more gene expression knock-down provided a minimum transfection efficiency of 80% is achieved. Western Blot data is recommended over qPCR to evaluate the silencing effect of the shRNA constructs 72 hrs post transfection. To properly assess knockdown, the gene expression level from the included scramble control vector must be used in comparison with the target-specific shRNA transfected samples.

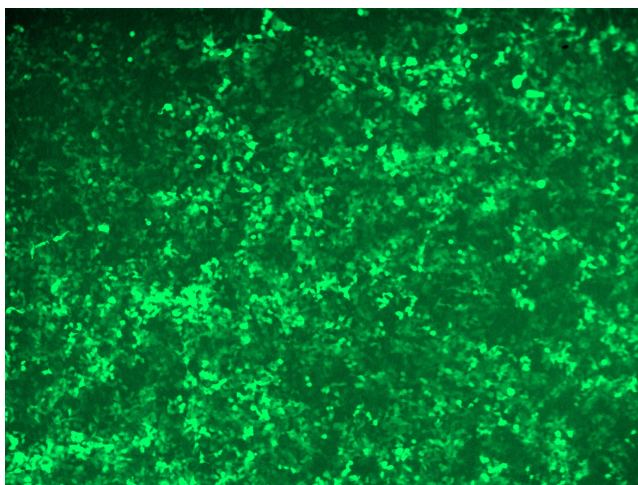
For non-conforming shRNA, requests for replacement product must be made within ninety (90) days from the date of delivery of the shRNA kit. To arrange for a free replacement with newly designed constructs, please contact Technical Services at techsupport@origene.com. Please provide your data indicating the transfection efficiency and measurement of gene expression knockdown compared to the scrambled shRNA control (Western Blot data preferred).

Product images:

GFP signal was observed under microscope at 48 hours after transduction of TL311104A virus into HEK293 cells. TL311104A virus was prepared using lenti-shRNA TL311104A and [TR30037] packaging kit.



GFP signal was observed under microscope at 48 hours after transduction of [TL311104C] virus into HEK293 cells. [TL311104C] virus was prepared using lenti-shRNA [TL311104C] and [TR30037] packaging kit.



GFP signal was observed under microscope at 48 hours after transduction of [TL311104D] virus into HEK293 cells. [TL311104D] virus was prepared using lenti-shRNA [TL311104D] and [TR30037] packaging kit.