

Product datasheet for **TL310145V**

PRRX1 Human shRNA Lentiviral Particle (Locus ID 5396)

Product data:

Product Type:	shRNA Lentiviral Particles
Product Name:	PRRX1 Human shRNA Lentiviral Particle (Locus ID 5396)
Locus ID:	5396
Synonyms:	AGOTC; PHOX1; PMX1; PRX-1; PRX1
Vector:	pGFP-C-shLenti (TR30023)
Format:	Lentiviral particles
Components:	PRRX1 - Human shRNA lentiviral particles (4 unique 29mer target-specific shRNA, 1 scramble control), 0.5 ml each, >10 ⁷ TU/ml.
RefSeq:	NM_006902 , NM_022716 , NM_022716.1 , NM_022716.2 , NM_022716.3 , NM_006902.2 , NM_006902.3 , NM_006902.4 , BC074993 , BC074993.2 , NM_022716.4 , NM_006902.5
UniProt ID:	P54821
Summary:	The DNA-associated protein encoded by this gene is a member of the paired family of homeobox proteins localized to the nucleus. The protein functions as a transcription co-activator, enhancing the DNA-binding activity of serum response factor, a protein required for the induction of genes by growth and differentiation factors. The protein regulates muscle creatine kinase, indicating a role in the establishment of diverse mesodermal muscle types. Alternative splicing yields two isoforms that differ in abundance and expression patterns. [provided by RefSeq, Jul 2008]
shRNA Design:	These shRNA constructs were designed against multiple splice variants at this gene locus. To be certain that your variant of interest is targeted, please contact techsupport@origene.com . If you need a special design or shRNA sequence, please utilize our custom shRNA service .

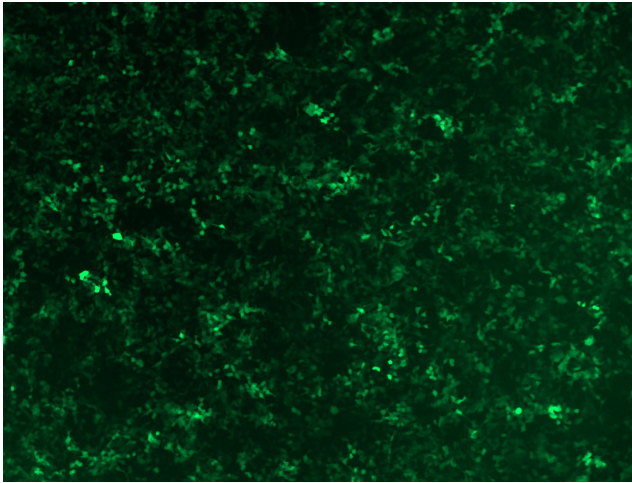


[View online »](#)

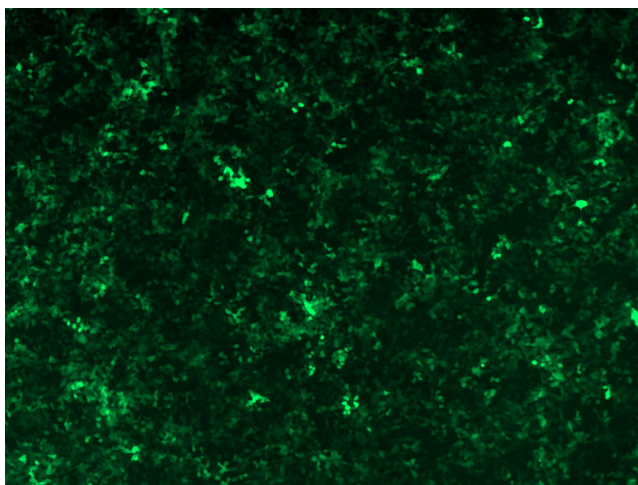
**Performance
Guaranteed:**

OriGene guarantees that the sequences in the shRNA expression cassettes are verified to correspond to the target gene with 100% identity. One of the four constructs at minimum are guaranteed to produce 70% or more gene expression knock-down provided a minimum transfection efficiency of 80% is achieved. Western Blot data is recommended over qPCR to evaluate the silencing effect of the shRNA constructs 72 hrs post transfection. To properly assess knockdown, the gene expression level from the included scramble control vector must be used in comparison with the target-specific shRNA transfected samples.

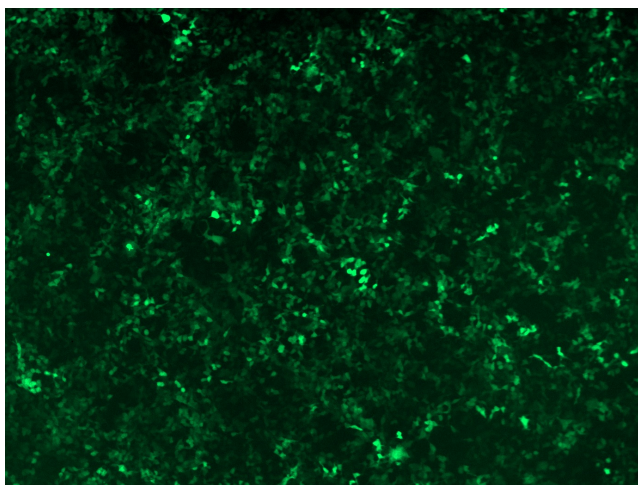
For non-conforming shRNA, requests for replacement product must be made within ninety (90) days from the date of delivery of the shRNA kit. To arrange for a free replacement with newly designed constructs, please contact Technical Services at techsupport@origene.com. Please provide your data indicating the transfection efficiency and measurement of gene expression knockdown compared to the scrambled shRNA control (Western Blot data preferred).

Product images:

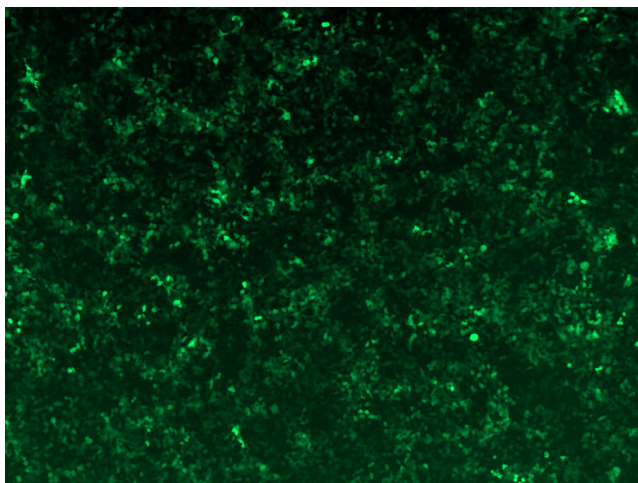
GFP signal was observed under microscope at 48 hours after transduction of TL310145A virus into HEK293 cells. TL310145A virus was prepared using lenti-shRNA TL310145A and [TR30037] packaging kit.



GFP signal was observed under microscope at 48 hours after transduction of TL310145B virus into HEK293 cells. TL310145B virus was prepared using lenti-shRNA TL310145B and [TR30037] packaging kit.



GFP signal was observed under microscope at 48 hours after transduction of [TL310145C] virus into HEK293 cells. [TL310145C] virus was prepared using lenti-shRNA [TL310145C] and [TR30037] packaging kit.



GFP signal was observed under microscope at 48 hours after transduction of [TL310145D] virus into HEK293 cells. [TL310145D] virus was prepared using lenti-shRNA [TL310145D] and [TR30037] packaging kit.