

## Product datasheet for **TL309261V**

### SLIT3 Human shRNA Lentiviral Particle (Locus ID 6586)

#### Product data:

Product Type:	shRNA Lentiviral Particles
Product Name:	SLIT3 Human shRNA Lentiviral Particle (Locus ID 6586)
Locus ID:	6586
Synonyms:	MEGF5; SLIL2; Slit-3; SLIT1; slit2
Vector:	pGFP-C-shLenti (TR30023)
Format:	Lentiviral particles
Components:	SLIT3 - Human shRNA lentiviral particles (4 unique 29mer target-specific shRNA, 1 scramble control), 0.5 ml each, >10 <sup>7</sup> TU/ml.
RefSeq:	<a href="#">NM_001271946</a> , <a href="#">NM_003062</a> , <a href="#">NM_003062.1</a> , <a href="#">NM_003062.2</a> , <a href="#">NM_003062.3</a> , <a href="#">NM_001271946.1</a> , <a href="#">BC062365</a> , <a href="#">BC098388</a> , <a href="#">BC142665</a> , <a href="#">BC142717</a> , <a href="#">BC146759</a> , <a href="#">NM_003062.4</a>
UniProt ID:	<a href="#">O75094</a>
Summary:	The protein encoded by this gene is secreted, likely interacting with roundabout homolog receptors to effect cell migration. Two transcript variants encoding different isoforms have been found for this gene. [provided by RefSeq, Dec 2012]
shRNA Design:	These shRNA constructs were designed against multiple splice variants at this gene locus. To be certain that your variant of interest is targeted, please contact <a href="mailto:techsupport@origene.com">techsupport@origene.com</a> . If you need a special design or shRNA sequence, please utilize our <a href="#">custom shRNA service</a> .

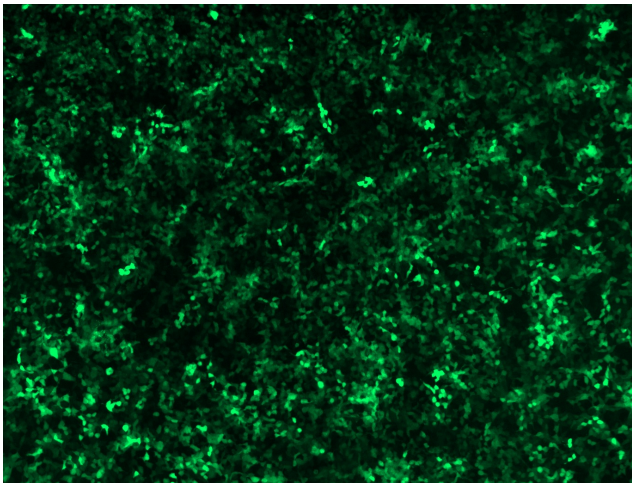


[View online »](#)

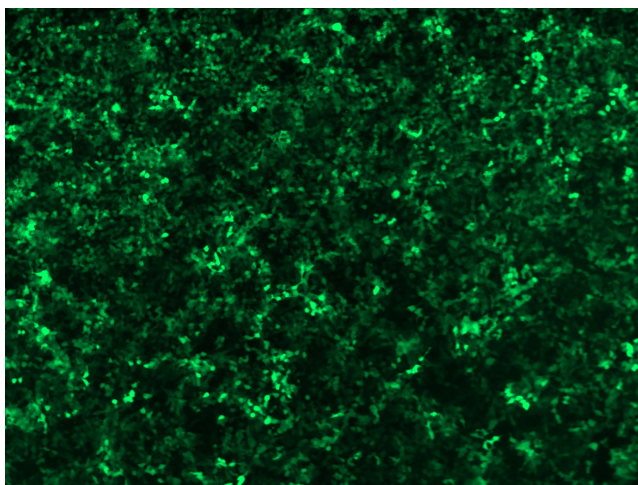
**Performance  
Guaranteed:**

OriGene guarantees that the sequences in the shRNA expression cassettes are verified to correspond to the target gene with 100% identity. One of the four constructs at minimum are guaranteed to produce 70% or more gene expression knock-down provided a minimum transfection efficiency of 80% is achieved. Western Blot data is recommended over qPCR to evaluate the silencing effect of the shRNA constructs 72 hrs post transfection. To properly assess knockdown, the gene expression level from the included scramble control vector must be used in comparison with the target-specific shRNA transfected samples.

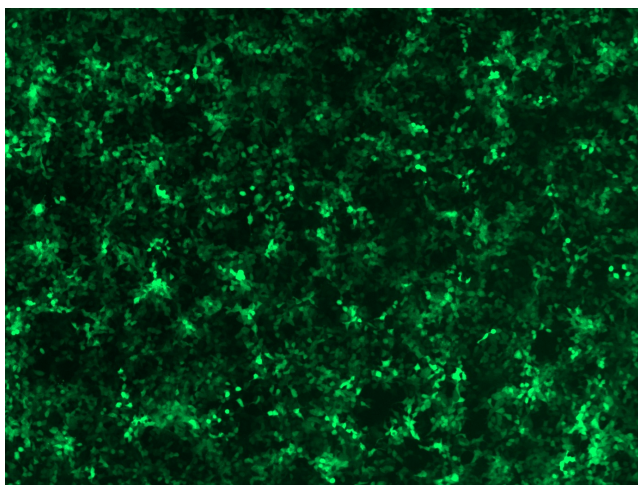
For non-conforming shRNA, requests for replacement product must be made within ninety (90) days from the date of delivery of the shRNA kit. To arrange for a free replacement with newly designed constructs, please contact Technical Services at [techsupport@origene.com](mailto:techsupport@origene.com). Please provide your data indicating the transfection efficiency and measurement of gene expression knockdown compared to the scrambled shRNA control (Western Blot data preferred).

**Product images:**

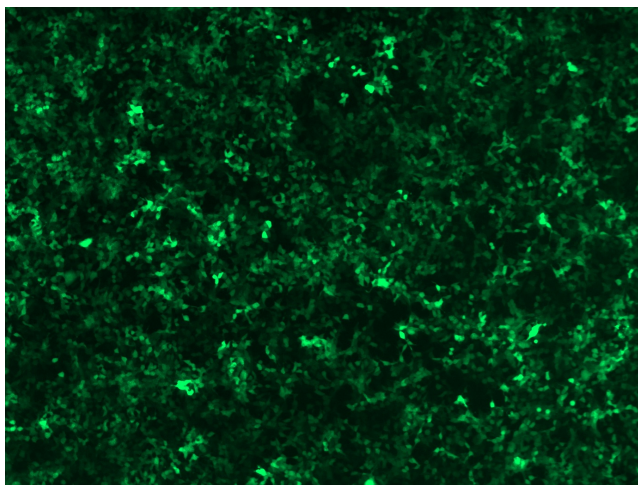
GFP signal was observed under microscope at 48 hours after transduction of TL309261A virus into HEK293 cells. TL309261A virus was prepared using lenti-shRNA TL309261A and [TR30037] packaging kit.



GFP signal was observed under microscope at 48 hours after transduction of TL309261B virus into HEK293 cells. TL309261B virus was prepared using lenti-shRNA TL309261B and [TR30037] packaging kit.



GFP signal was observed under microscope at 48 hours after transduction of [TL309261C] virus into HEK293 cells. [TL309261C] virus was prepared using lenti-shRNA [TL309261C] and [TR30037] packaging kit.



GFP signal was observed under microscope at 48 hours after transduction of [TL309261D] virus into HEK293 cells. [TL309261D] virus was prepared using lenti-shRNA [TL309261D] and [TR30037] packaging kit.