

Product datasheet for **TL309088V**

Somatostatin Receptor 3 (SSTR3) Human shRNA Lentiviral Particle (Locus ID 6753)

Product data:

Product Type:	shRNA Lentiviral Particles
Product Name:	Somatostatin Receptor 3 (SSTR3) Human shRNA Lentiviral Particle (Locus ID 6753)
Locus ID:	6753
Synonyms:	SS-3-R; SS3-R; SS3R; SSR-28
Vector:	pGFP-C-shLenti (TR30023)
Format:	Lentiviral particles
Components:	SSTR3 - Human shRNA lentiviral particles (4 unique 29mer target-specific shRNA, 1 scramble control), 0.5 ml each, >10 ⁷ TU/ml.
RefSeq:	NM_001051 , NM_001278687 , NM_001051.1 , NM_001051.2 , NM_001051.3 , NM_001051.4 , NM_001278687.1 , NM_001278687.2 , BC042068 , BC096829 , NM_001051.5
UniProt ID:	P32745
Summary:	This gene encodes a member of the somatostatin receptor protein family. Somatostatins are peptide hormones that regulate diverse cellular functions such as neurotransmission, cell proliferation, and endocrine signaling as well as inhibiting the release of many hormones and other secretory proteins. Somatostatin has two active forms of 14 and 28 amino acids. The biological effects of somatostatins are mediated by a family of G-protein coupled somatostatin receptors that are expressed in a tissue-specific manner. Somatostatin receptors form homodimers and heterodimers with other members of the superfamily as well as with other G-protein coupled receptors and receptor tyrosine kinases. This protein is functionally coupled to adenylyl cyclase. Alternate splicing results in multiple transcript variants. [provided by RefSeq, Jul 2013]
shRNA Design:	These shRNA constructs were designed against multiple splice variants at this gene locus. To be certain that your variant of interest is targeted, please contact techsupport@origene.com . If you need a special design or shRNA sequence, please utilize our custom shRNA service .

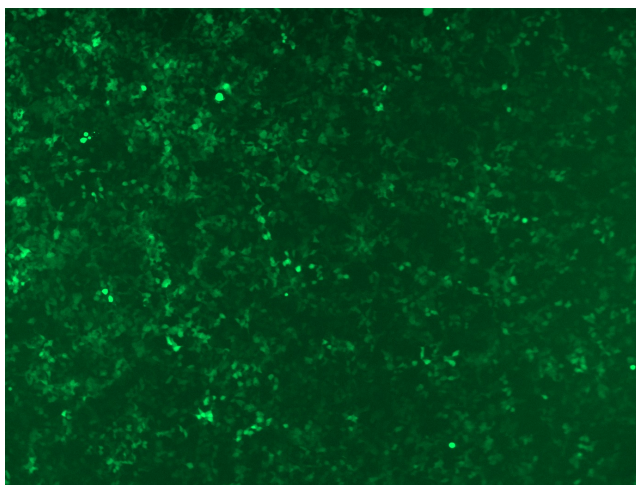


[View online »](#)

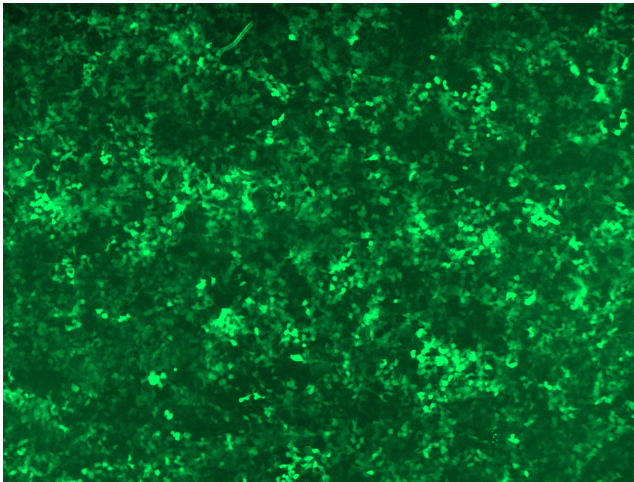
**Performance
Guaranteed:**

OriGene guarantees that the sequences in the shRNA expression cassettes are verified to correspond to the target gene with 100% identity. One of the four constructs at minimum are guaranteed to produce 70% or more gene expression knock-down provided a minimum transfection efficiency of 80% is achieved. Western Blot data is recommended over qPCR to evaluate the silencing effect of the shRNA constructs 72 hrs post transfection. To properly assess knockdown, the gene expression level from the included scramble control vector must be used in comparison with the target-specific shRNA transfected samples.

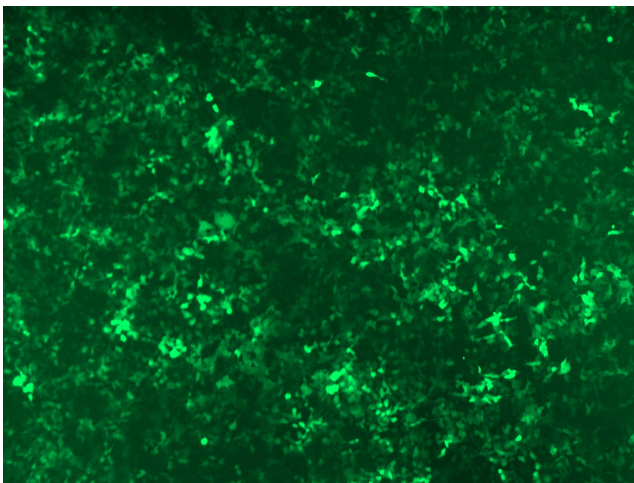
For non-conforming shRNA, requests for replacement product must be made within ninety (90) days from the date of delivery of the shRNA kit. To arrange for a free replacement with newly designed constructs, please contact Technical Services at techsupport@origene.com. Please provide your data indicating the transfection efficiency and measurement of gene expression knockdown compared to the scrambled shRNA control (Western Blot data preferred).

Product images:

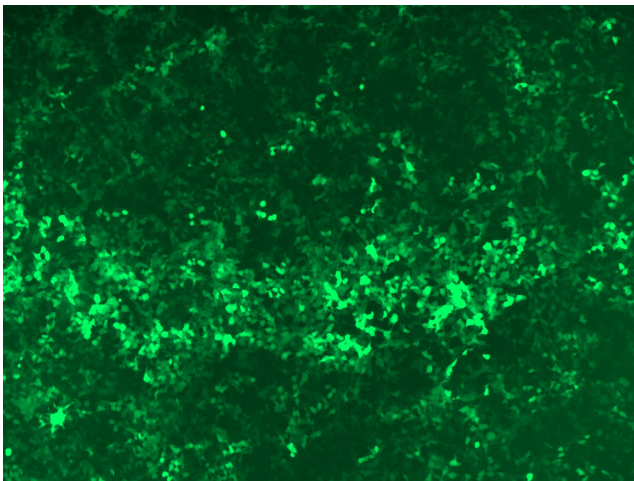
GFP signal was observed under microscope at 48 hours after transduction of TL309088A virus into HEK293 cells. TL309088A virus was prepared using lenti-shRNA TL309088A and [TR30037] packaging kit.



GFP signal was observed under microscope at 48 hours after transduction of TL309088B virus into HEK293 cells. TL309088B virus was prepared using lenti-shRNA TL309088B and [TR30037] packaging kit.



GFP signal was observed under microscope at 48 hours after transduction of [TL309088C] virus into HEK293 cells. [TL309088C] virus was prepared using lenti-shRNA [TL309088C] and [TR30037] packaging kit.



GFP signal was observed under microscope at 48 hours after transduction of [TL309088D] virus into HEK293 cells. [TL309088D] virus was prepared using lenti-shRNA [TL309088D] and [TR30037] packaging kit.