

## Product datasheet for **TL309057**

### STAT2 Human shRNA Plasmid Kit (Locus ID 6773)

#### Product data:

Product Type:	shRNA Plasmids
Product Name:	STAT2 Human shRNA Plasmid Kit (Locus ID 6773)
Locus ID:	6773
Synonyms:	IMD44; ISGF-3; P113; PTORCH3; STAT113
Vector:	pGFP-C-shLenti (TR30023)
E. coli Selection:	Chloramphenicol (34 ug/ml)
Mammalian Cell Selection:	Puromycin
Format:	Lentiviral plasmids
Components:	STAT2 - Human, 4 unique 29mer shRNA constructs in lentiviral GFP vector(Gene ID = 6773). 5µg purified plasmid DNA per construct 29-mer scrambled shRNA cassette in pGFP-C-shLenti Vector, TR30021, included for free.
RefSeq:	<a href="#">NM_005419</a> , <a href="#">NM_198332</a> , <a href="#">NM_005419.1</a> , <a href="#">NM_005419.2</a> , <a href="#">NM_005419.3</a> , <a href="#">NM_198332.1</a> , <a href="#">BC051284</a> , <a href="#">BC051284.1</a> , <a href="#">BC006092</a> , <a href="#">NM_198332.2</a> , <a href="#">NM_005419.4</a>
UniProt ID:	<a href="#">P52630</a>
Summary:	The protein encoded by this gene is a member of the STAT protein family. In response to cytokines and growth factors, STAT family members are phosphorylated by the receptor associated kinases, and then form homo- or heterodimers that translocate to the cell nucleus where they act as transcription activators. In response to interferon (IFN), this protein forms a complex with STAT1 and IFN regulatory factor family protein p48 (ISGF3G), in which this protein acts as a transactivator, but lacks the ability to bind DNA directly. The protein mediates innate antiviral activity. Mutations in this gene result in Immunodeficiency 44. [provided by RefSeq, Aug 2020]
shRNA Design:	These shRNA constructs were designed against multiple splice variants at this gene locus. To be certain that your variant of interest is targeted, please contact <a href="mailto:techsupport@origene.com">techsupport@origene.com</a> . If you need a special design or shRNA sequence, please utilize our <a href="#">custom shRNA service</a> .

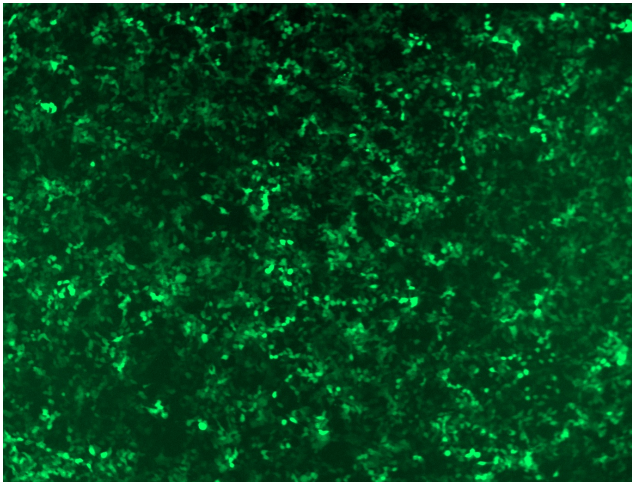


[View online »](#)

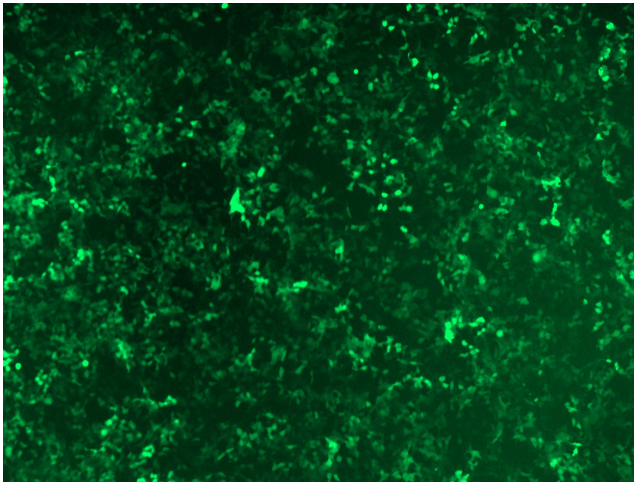
**Performance  
Guaranteed:**

OriGene guarantees that the sequences in the shRNA expression cassettes are verified to correspond to the target gene with 100% identity. One of the four constructs at minimum are guaranteed to produce 70% or more gene expression knock-down provided a minimum transfection efficiency of 80% is achieved. Western Blot data is recommended over qPCR to evaluate the silencing effect of the shRNA constructs 72 hrs post transfection. To properly assess knockdown, the gene expression level from the included scramble control vector must be used in comparison with the target-specific shRNA transfected samples.

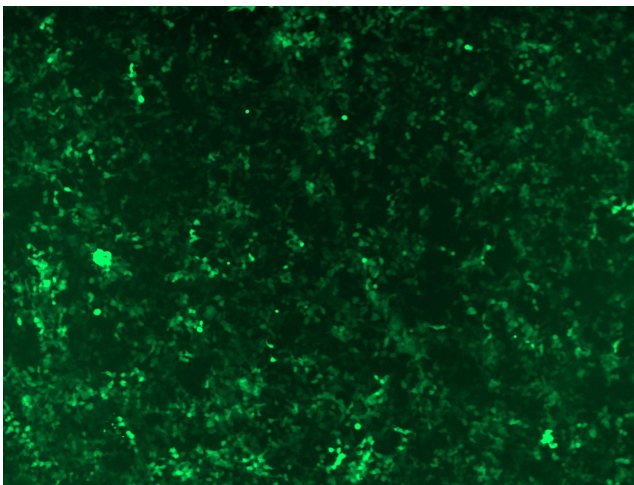
For non-conforming shRNA, requests for replacement product must be made within ninety (90) days from the date of delivery of the shRNA kit. To arrange for a free replacement with newly designed constructs, please contact Technical Services at [techsupport@origene.com](mailto:techsupport@origene.com). Please provide your data indicating the transfection efficiency and measurement of gene expression knockdown compared to the scrambled shRNA control (Western Blot data preferred).

**Product images:**

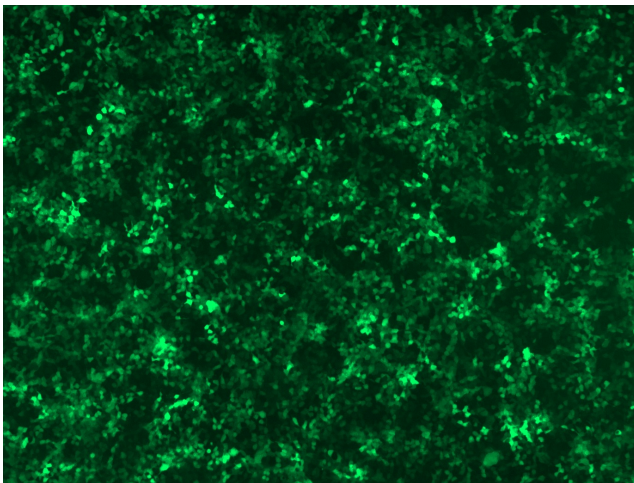
GFP signal was observed under microscope at 48 hours after transduction of TL309057A virus into HEK293 cells. TL309057A virus was prepared using lenti-shRNA TL309057A and [TR30037] packaging kit.



GFP signal was observed under microscope at 48 hours after transduction of TL309057B virus into HEK293 cells. TL309057B virus was prepared using lenti-shRNA TL309057B and [TR30037] packaging kit.



GFP signal was observed under microscope at 48 hours after transduction of [TL309057C] virus into HEK293 cells. [TL309057C] virus was prepared using lenti-shRNA [TL309057C] and [TR30037] packaging kit.



GFP signal was observed under microscope at 48 hours after transduction of [TL309057D] virus into HEK293 cells. [TL309057D] virus was prepared using lenti-shRNA [TL309057D] and [TR30037] packaging kit.