

Product datasheet for **TL309054**

STAU2 Human shRNA Plasmid Kit (Locus ID 27067)

Product data:

Product Type:	shRNA Plasmids
Product Name:	STAU2 Human shRNA Plasmid Kit (Locus ID 27067)
Locus ID:	27067
Synonyms:	39K2; 39K3
Vector:	pGFP-C-shLenti (TR30023)
E. coli Selection:	Chloramphenicol (34 ug/ml)
Mammalian Cell Selection:	Puromycin
Format:	Lentiviral plasmids
Components:	STAU2 - Human, 4 unique 29mer shRNA constructs in lentiviral GFP vector(Gene ID = 27067). 5µg purified plasmid DNA per construct 29-mer scrambled shRNA cassette in pGFP-C-shLenti Vector, TR30021, included for free.
RefSeq:	NM_001164380 , NM_001164381 , NM_001164382 , NM_001164383 , NM_001164384 , NM_001164385 , NM_014393 , NM_014393.1 , NM_014393.2 , NM_001164382.1 , NM_001164380.1 , NM_001164383.1 , NM_001164385.1 , NM_001164384.1 , NM_001164381.1 , BC110447 , BC008369 , BC008370 , BC071766 , BC110448 , NM_001164380.2
UniProt ID:	Q9NUL3
Summary:	Staufen homolog 2 is a member of the family of double-stranded RNA (dsRNA)-binding proteins involved in the transport and/or localization of mRNAs to different subcellular compartments and/or organelles. These proteins are characterized by the presence of multiple dsRNA-binding domains which are required to bind RNAs having double-stranded secondary structures. Staufen homolog 2 shares 48.5% and 59.9% similarity with drosophila and human staufen, respectively. The exact function of Staufen homolog 2 is not known, but since it contains 3 copies of conserved dsRNA binding domain, it could be involved in double-stranded RNA binding events. Several transcript variants encoding different isoforms have been found for this gene. [provided by RefSeq, Aug 2009]
shRNA Design:	These shRNA constructs were designed against multiple splice variants at this gene locus. To be certain that your variant of interest is targeted, please contact techsupport@origene.com . If you need a special design or shRNA sequence, please utilize our custom shRNA service .

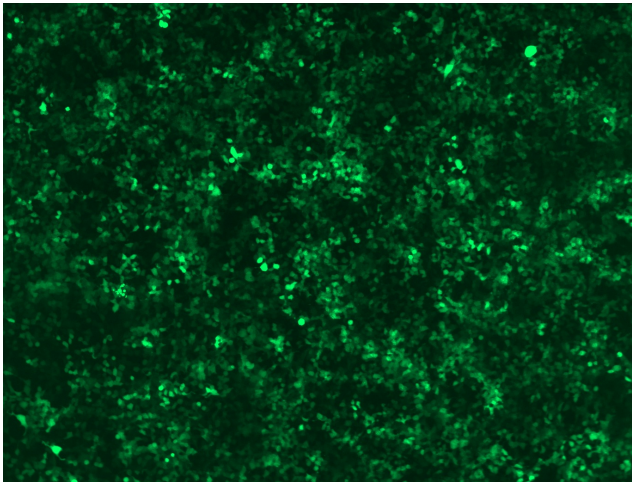


[View online »](#)

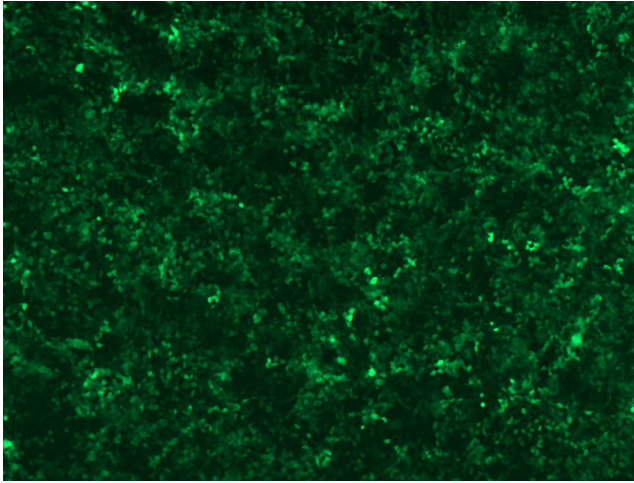
**Performance
Guaranteed:**

OriGene guarantees that the sequences in the shRNA expression cassettes are verified to correspond to the target gene with 100% identity. One of the four constructs at minimum are guaranteed to produce 70% or more gene expression knock-down provided a minimum transfection efficiency of 80% is achieved. Western Blot data is recommended over qPCR to evaluate the silencing effect of the shRNA constructs 72 hrs post transfection. To properly assess knockdown, the gene expression level from the included scramble control vector must be used in comparison with the target-specific shRNA transfected samples.

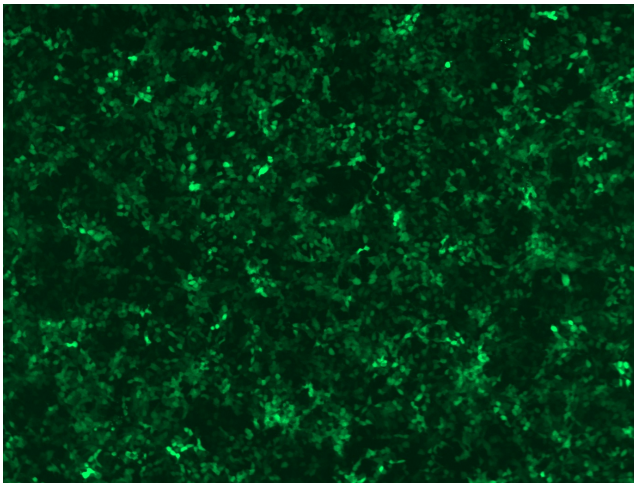
For non-conforming shRNA, requests for replacement product must be made within ninety (90) days from the date of delivery of the shRNA kit. To arrange for a free replacement with newly designed constructs, please contact Technical Services at techsupport@origene.com. Please provide your data indicating the transfection efficiency and measurement of gene expression knockdown compared to the scrambled shRNA control (Western Blot data preferred).

Product images:

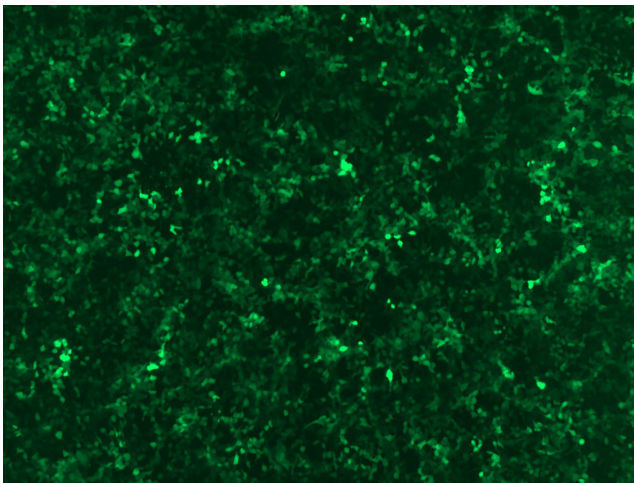
GFP signal was observed under microscope at 48 hours after transduction of TL309054A virus into HEK293 cells. TL309054A virus was prepared using lenti-shRNA TL309054A and [TR30037] packaging kit.



GFP signal was observed under microscope at 48 hours after transduction of TL309054B virus into HEK293 cells. TL309054B virus was prepared using lenti-shRNA TL309054B and [TR30037] packaging kit.



GFP signal was observed under microscope at 48 hours after transduction of [TL309054C] virus into HEK293 cells. [TL309054C] virus was prepared using lenti-shRNA [TL309054C] and [TR30037] packaging kit.



GFP signal was observed under microscope at 48 hours after transduction of [TL309054D] virus into HEK293 cells. [TL309054D] virus was prepared using lenti-shRNA [TL309054D] and [TR30037] packaging kit.