

Product datasheet for **TL307879V**

G3BP (G3BP1) Human shRNA Lentiviral Particle (Locus ID 10146)

Product data:

Product Type:	shRNA Lentiviral Particles
Product Name:	G3BP (G3BP1) Human shRNA Lentiviral Particle (Locus ID 10146)
Locus ID:	10146
Synonyms:	G3BP; HDH-VIII
Vector:	pGFP-C-shLenti (TR30023)
Format:	Lentiviral particles
Components:	G3BP1 - Human shRNA lentiviral particles (4 unique 29mer target-specific shRNA, 1 scramble control), 0.5 ml each, >10 ⁷ TU/ml.
RefSeq:	NM_005754 , NM_198395 , NM_005754.1 , NM_005754.2 , NM_198395.1 , BC006997 , BC006997.1 , BC108278 , BC108278.1 , NM_005754.3
UniProt ID:	Q13283
Summary:	This gene encodes one of the DNA-unwinding enzymes which prefers partially unwound 3'-tailed substrates and can also unwind partial RNA/DNA and RNA/RNA duplexes in an ATP-dependent fashion. This enzyme is a member of the heterogeneous nuclear RNA-binding proteins and is also an element of the Ras signal transduction pathway. It binds specifically to the Ras-GTPase-activating protein by associating with its SH3 domain. Several alternatively spliced transcript variants of this gene have been described, but the full-length nature of some of these variants has not been determined. [provided by RefSeq, Jul 2008]
shRNA Design:	These shRNA constructs were designed against multiple splice variants at this gene locus. To be certain that your variant of interest is targeted, please contact techsupport@origene.com . If you need a special design or shRNA sequence, please utilize our custom shRNA service .

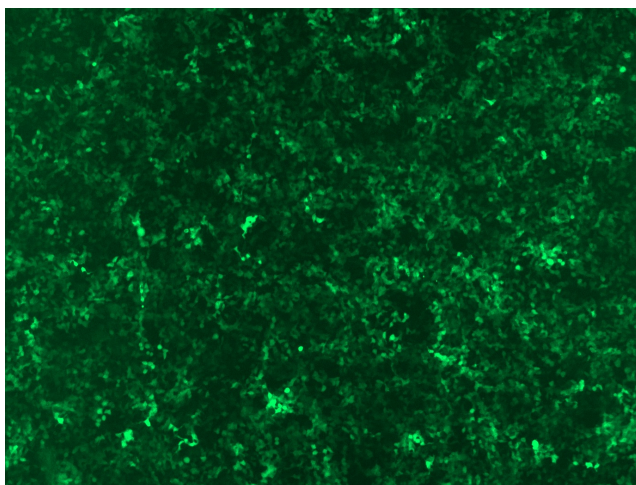


[View online »](#)

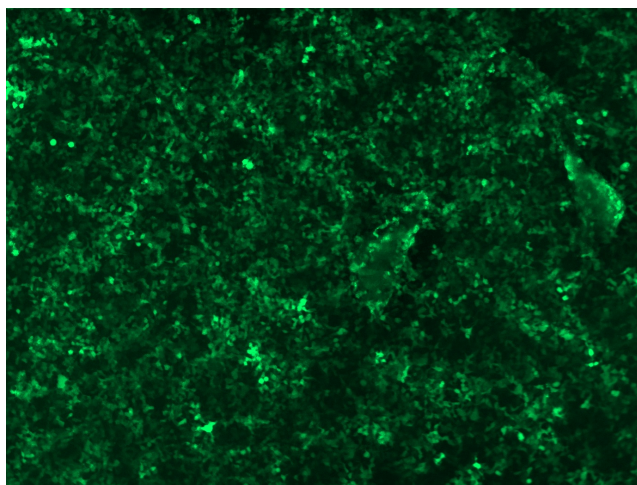
**Performance
Guaranteed:**

OriGene guarantees that the sequences in the shRNA expression cassettes are verified to correspond to the target gene with 100% identity. One of the four constructs at minimum are guaranteed to produce 70% or more gene expression knock-down provided a minimum transfection efficiency of 80% is achieved. Western Blot data is recommended over qPCR to evaluate the silencing effect of the shRNA constructs 72 hrs post transfection. To properly assess knockdown, the gene expression level from the included scramble control vector must be used in comparison with the target-specific shRNA transfected samples.

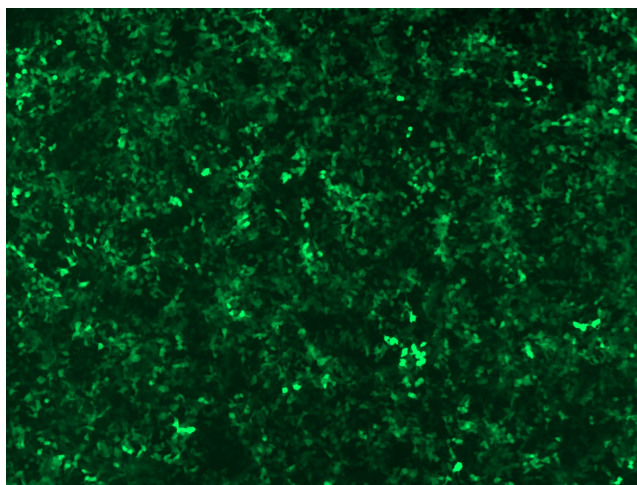
For non-conforming shRNA, requests for replacement product must be made within ninety (90) days from the date of delivery of the shRNA kit. To arrange for a free replacement with newly designed constructs, please contact Technical Services at techsupport@origene.com. Please provide your data indicating the transfection efficiency and measurement of gene expression knockdown compared to the scrambled shRNA control (Western Blot data preferred).

Product images:

GFP signal was observed under microscope at 48 hours after transduction of TL307879A virus into HEK293 cells. TL307879A virus was prepared using lenti-shRNA TL307879A and [TR30037] packaging kit.



GFP signal was observed under microscope at 48 hours after transduction of TL307879B virus into HEK293 cells. TL307879B virus was prepared using lenti-shRNA TL307879B and [TR30037] packaging kit.



GFP signal was observed under microscope at 48 hours after transduction of [TL307879D] virus into HEK293 cells. [TL307879D] virus was prepared using lenti-shRNA [TL307879D] and [TR30037] packaging kit.