

Product datasheet for **TL305759V**

NTAQ1 Human shRNA Lentiviral Particle (Locus ID 55093)

Product data:

Product Type:	shRNA Lentiviral Particles
Product Name:	NTAQ1 Human shRNA Lentiviral Particle (Locus ID 55093)
Locus ID:	55093
Synonyms:	C8orf32; WDYHV1
Vector:	pGFP-C-shLenti (TR30023)
Format:	Lentiviral particles
Components:	WDYHV1 - Human shRNA lentiviral particles (4 unique 29mer target-specific shRNA, 1 scramble control), 0.5 ml each, >10 ⁷ TU/ml.
RefSeq:	NM_001283024 , NM_001283027 , NM_018024 , NR_133926 , NM_018024.1 , NM_018024.2 , NM_001283027.1 , NM_001283024.1 , BC008781 , BC008781.2 , NM_018024.3
UniProt ID:	Q96HA8
Summary:	Mediates the side-chain deamidation of N-terminal glutamine residues to glutamate, an important step in N-end rule pathway of protein degradation. Conversion of the resulting N-terminal glutamine to glutamate renders the protein susceptible to arginylation, polyubiquitination and degradation as specified by the N-end rule. Does not act on substrates with internal or C-terminal glutamine and does not act on non-glutamine residues in any position. Does not deaminate acetylated N-terminal glutamine. With the exception of proline, all tested second-position residues on substrate peptides do not greatly influence the activity. In contrast, a proline at position 2, virtually abolishes deamidation of N-terminal glutamine. [UniProtKB/Swiss-Prot Function]
shRNA Design:	These shRNA constructs were designed against multiple splice variants at this gene locus. To be certain that your variant of interest is targeted, please contact techsupport@origene.com . If you need a special design or shRNA sequence, please utilize our custom shRNA service .

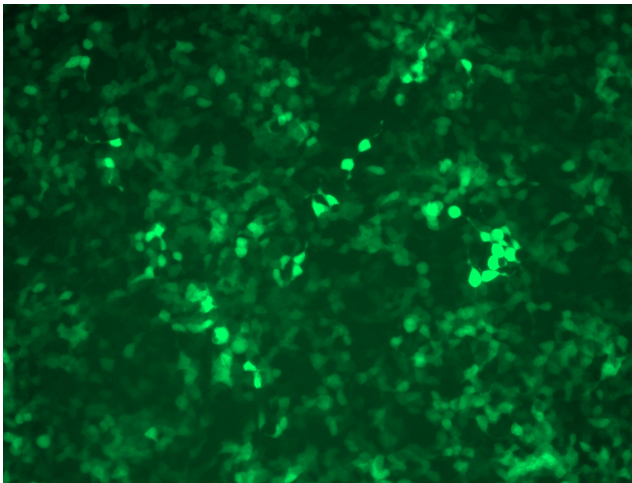


[View online »](#)

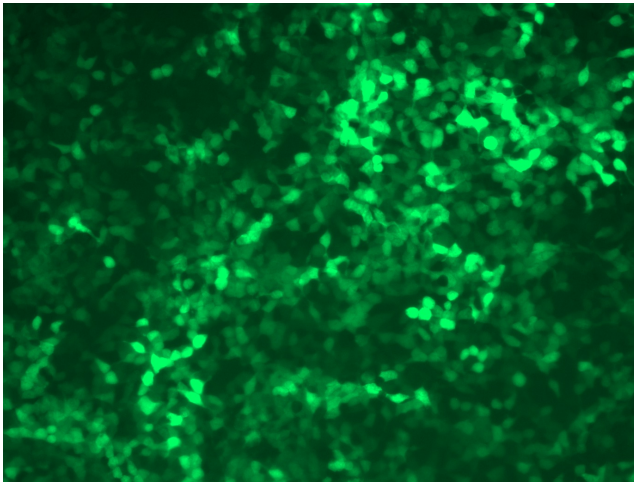
**Performance
Guaranteed:**

OriGene guarantees that the sequences in the shRNA expression cassettes are verified to correspond to the target gene with 100% identity. One of the four constructs at minimum are guaranteed to produce 70% or more gene expression knock-down provided a minimum transfection efficiency of 80% is achieved. Western Blot data is recommended over qPCR to evaluate the silencing effect of the shRNA constructs 72 hrs post transfection. To properly assess knockdown, the gene expression level from the included scramble control vector must be used in comparison with the target-specific shRNA transfected samples.

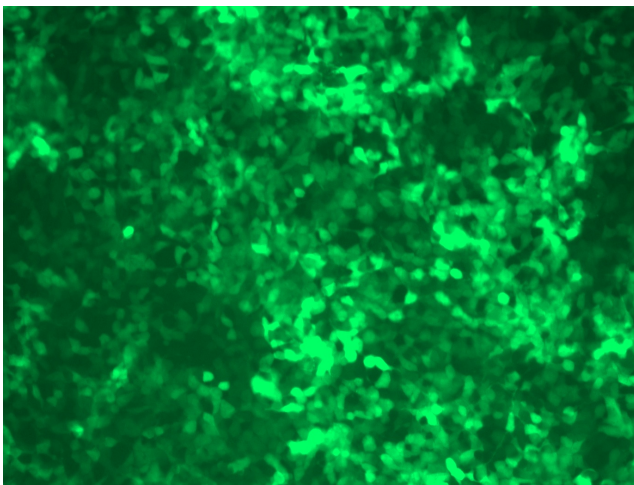
For non-conforming shRNA, requests for replacement product must be made within ninety (90) days from the date of delivery of the shRNA kit. To arrange for a free replacement with newly designed constructs, please contact Technical Services at techsupport@origene.com. Please provide your data indicating the transfection efficiency and measurement of gene expression knockdown compared to the scrambled shRNA control (Western Blot data preferred).

Product images:

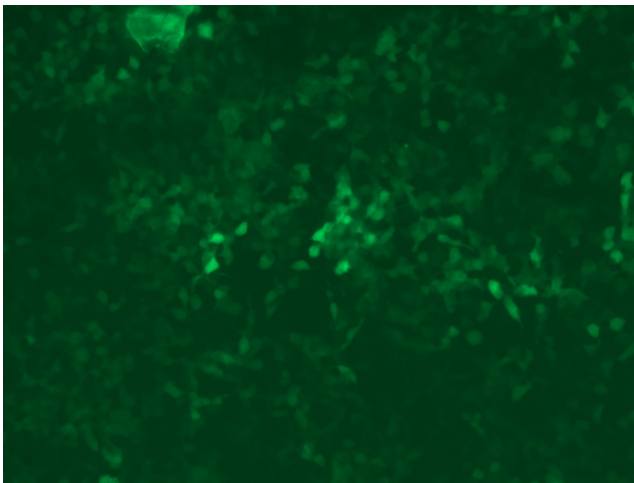
GFP signal was observed under microscope at 48 hours after transduction of TL305759A virus into HEK293 cells. TL305759A virus was prepared using lenti-shRNA TL305759A and [TR30037] packaging kit.



GFP signal was observed under microscope at 48 hours after transduction of TL305759B virus into HEK293 cells. TL305759B virus was prepared using lenti-shRNA TL305759B and [TR30037] packaging kit.



GFP signal was observed under microscope at 48 hours after transduction of [TL305759C] virus into HEK293 cells. [TL305759C] virus was prepared using lenti-shRNA [TL305759C] and [TR30037] packaging kit.



GFP signal was observed under microscope at 48 hours after transduction of [TL305759D] virus into HEK293 cells. [TL305759D] virus was prepared using lenti-shRNA [TL305759D] and [TR30037] packaging kit.