

Product datasheet for **TL304850V**

EDD (UBR5) Human shRNA Lentiviral Particle (Locus ID 51366)

Product data:

Product Type:	shRNA Lentiviral Particles
Product Name:	EDD (UBR5) Human shRNA Lentiviral Particle (Locus ID 51366)
Locus ID:	51366
Synonyms:	DD5; EDD; EDD1; HYD
Vector:	pGFP-C-shLenti (TR30023)
Format:	Lentiviral particles
Components:	UBR5 - Human shRNA lentiviral particles (4 unique 29mer target-specific shRNA, 1 scramble control), 0.5 ml each, >10 ⁷ TU/ml.
RefSeq:	NM_001282873 , NM_015902 , NM_015902.1 , NM_015902.2 , NM_015902.3 , NM_015902.4 , NM_015902.5 , NM_001282873.1 , BC037843 , BC044598 , BC053948 , BC137234 , BC151231 , NM_015902.6
UniProt ID:	O95071
Summary:	This gene encodes a progesterin-induced protein, which belongs to the HECT (homology to E6-AP carboxyl terminus) family. The HECT family proteins function as E3 ubiquitin-protein ligases, targeting specific proteins for ubiquitin-mediated proteolysis. This gene is localized to chromosome 8q22 which is disrupted in a variety of cancers. This gene potentially has a role in regulation of cell proliferation or differentiation. [provided by RefSeq, Jul 2008]
shRNA Design:	These shRNA constructs were designed against multiple splice variants at this gene locus. To be certain that your variant of interest is targeted, please contact techsupport@origene.com . If you need a special design or shRNA sequence, please utilize our custom shRNA service .

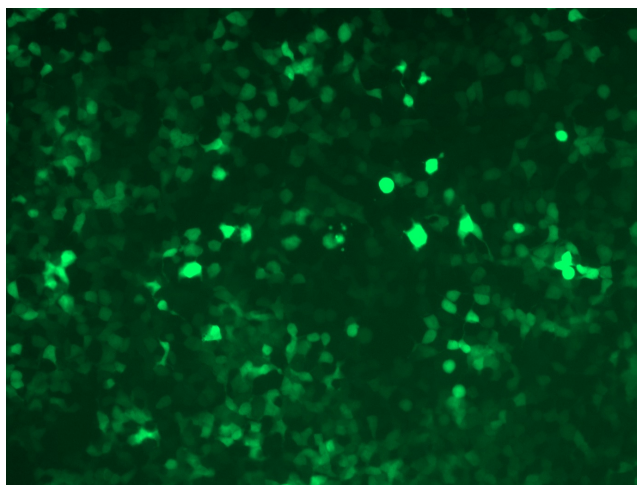


[View online »](#)

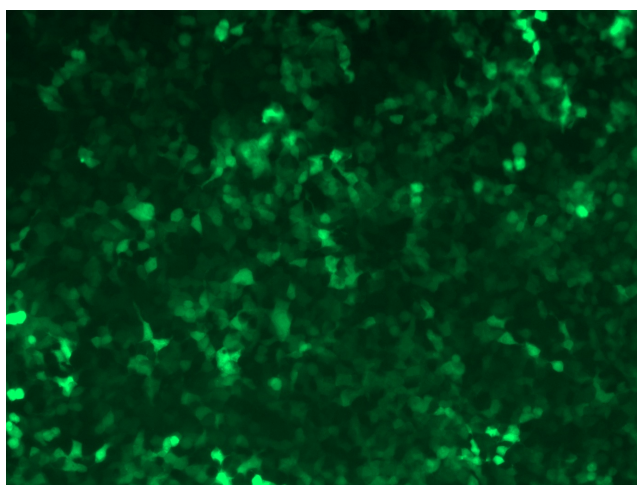
**Performance
Guaranteed:**

OriGene guarantees that the sequences in the shRNA expression cassettes are verified to correspond to the target gene with 100% identity. One of the four constructs at minimum are guaranteed to produce 70% or more gene expression knock-down provided a minimum transfection efficiency of 80% is achieved. Western Blot data is recommended over qPCR to evaluate the silencing effect of the shRNA constructs 72 hrs post transfection. To properly assess knockdown, the gene expression level from the included scramble control vector must be used in comparison with the target-specific shRNA transfected samples.

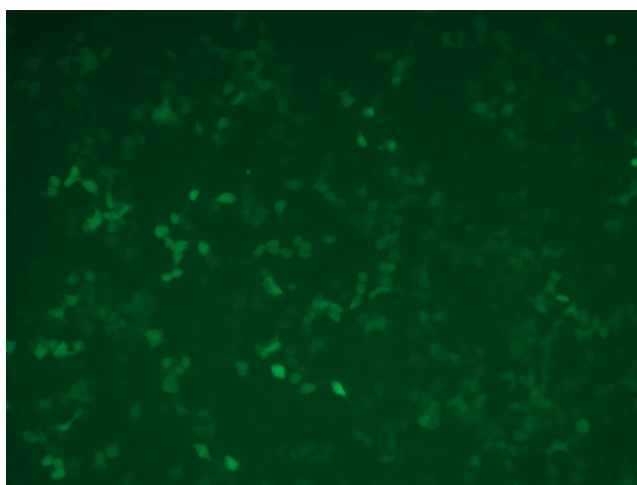
For non-conforming shRNA, requests for replacement product must be made within ninety (90) days from the date of delivery of the shRNA kit. To arrange for a free replacement with newly designed constructs, please contact Technical Services at techsupport@origene.com. Please provide your data indicating the transfection efficiency and measurement of gene expression knockdown compared to the scrambled shRNA control (Western Blot data preferred).

Product images:

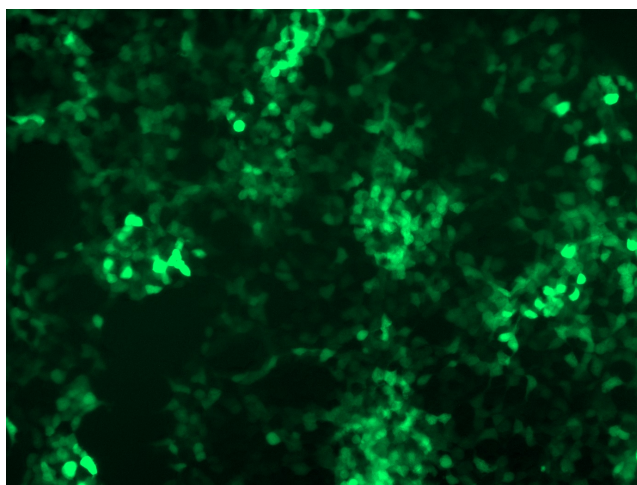
GFP signal was observed under microscope at 48 hours after transduction of TL304850A virus into HEK293 cells. TL304850A virus was prepared using lenti-shRNA TL304850A and [TR30037] packaging kit.



GFP signal was observed under microscope at 48 hours after transduction of TL304850B virus into HEK293 cells. TL304850B virus was prepared using lenti-shRNA TL304850B and [TR30037] packaging kit.



GFP signal was observed under microscope at 48 hours after transduction of [TL304850C] virus into HEK293 cells. [TL304850C] virus was prepared using lenti-shRNA [TL304850C] and [TR30037] packaging kit.



GFP signal was observed under microscope at 48 hours after transduction of [TL304850D] virus into HEK293 cells. [TL304850D] virus was prepared using lenti-shRNA [TL304850D] and [TR30037] packaging kit.