

Product datasheet for **TL304717V**

EXT2 Human shRNA Lentiviral Particle (Locus ID 2132)

Product data:

Product Type:	shRNA Lentiviral Particles
Product Name:	EXT2 Human shRNA Lentiviral Particle (Locus ID 2132)
Locus ID:	2132
Synonyms:	SOTV; SSMS
Vector:	pGFP-C-shLenti (TR30023)
Format:	Lentiviral particles
Components:	EXT2 - Human shRNA lentiviral particles (4 unique 29mer target-specific shRNA, 1 scramble control), 0.5 ml each, >10 ⁷ TU/ml.
RefSeq:	NM_000401 , NM_001178083 , NM_207122 , NM_207122.1 , NM_000401.1 , NM_000401.2 , NM_000401.3 , NM_001178083.1 , BC010058 , BC013050 , BC068545 , BM997250 , NM_207122.2 , NM_001178083.2
UniProt ID:	Q93063
Summary:	This gene encodes one of two glycosyltransferases involved in the chain elongation step of heparan sulfate biosynthesis. Mutations in this gene cause the type II form of multiple exostoses. Alternatively spliced transcript variants encoding different isoforms have been noted for this gene. [provided by RefSeq, Jul 2008]
shRNA Design:	These shRNA constructs were designed against multiple splice variants at this gene locus. To be certain that your variant of interest is targeted, please contact techsupport@origene.com . If you need a special design or shRNA sequence, please utilize our custom shRNA service .

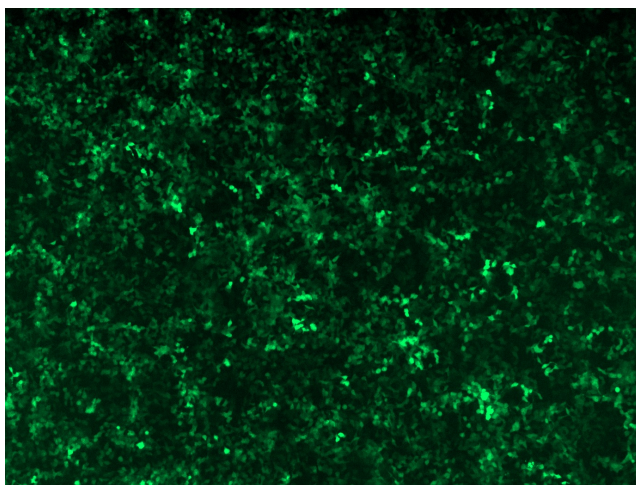


[View online »](#)

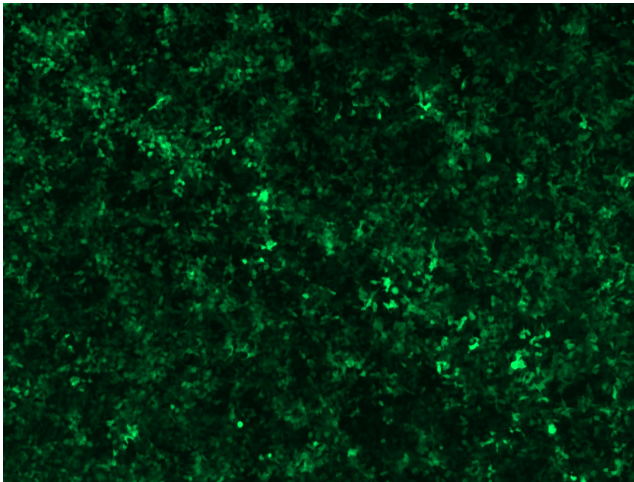
**Performance
Guaranteed:**

OriGene guarantees that the sequences in the shRNA expression cassettes are verified to correspond to the target gene with 100% identity. One of the four constructs at minimum are guaranteed to produce 70% or more gene expression knock-down provided a minimum transfection efficiency of 80% is achieved. Western Blot data is recommended over qPCR to evaluate the silencing effect of the shRNA constructs 72 hrs post transfection. To properly assess knockdown, the gene expression level from the included scramble control vector must be used in comparison with the target-specific shRNA transfected samples.

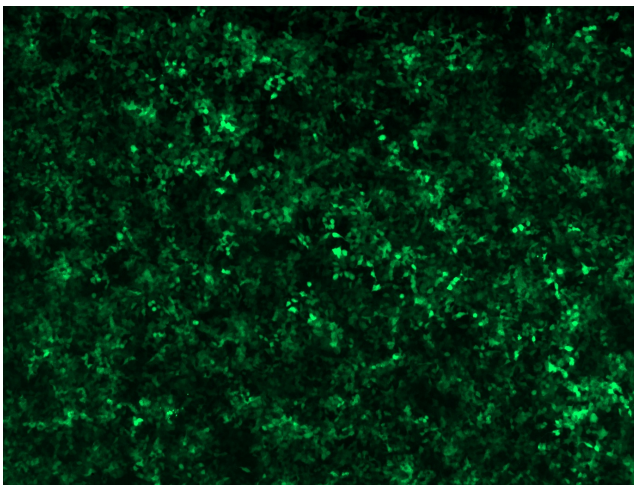
For non-conforming shRNA, requests for replacement product must be made within ninety (90) days from the date of delivery of the shRNA kit. To arrange for a free replacement with newly designed constructs, please contact Technical Services at techsupport@origene.com. Please provide your data indicating the transfection efficiency and measurement of gene expression knockdown compared to the scrambled shRNA control (Western Blot data preferred).

Product images:

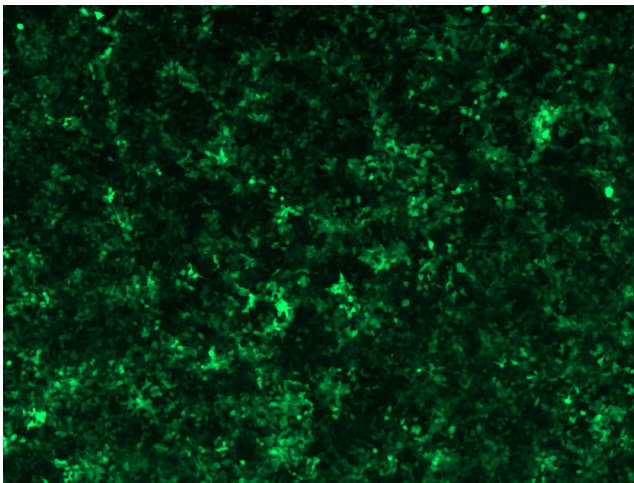
GFP signal was observed under microscope at 48 hours after transduction of TL304717A virus into HEK293 cells. TL304717A virus was prepared using lenti-shRNA TL304717A and [TR30037] packaging kit.



GFP signal was observed under microscope at 48 hours after transduction of TL304717B virus into HEK293 cells. TL304717B virus was prepared using lenti-shRNA TL304717B and [TR30037] packaging kit.



GFP signal was observed under microscope at 48 hours after transduction of [TL304717C] virus into HEK293 cells. [TL304717C] virus was prepared using lenti-shRNA [TL304717C] and [TR30037] packaging kit.



GFP signal was observed under microscope at 48 hours after transduction of [TL304717D] virus into HEK293 cells. [TL304717D] virus was prepared using lenti-shRNA [TL304717D] and [TR30037] packaging kit.