

Product datasheet for **TL304209V**

GRB2 Human shRNA Lentiviral Particle (Locus ID 2885)

Product data:

Product Type:	shRNA Lentiviral Particles
Product Name:	GRB2 Human shRNA Lentiviral Particle (Locus ID 2885)
Locus ID:	2885
Synonyms:	ASH; EGFRBP-GRB2; Grb3-3; MST084; MSTP084; NCKAP2
Vector:	pGFP-C-shLenti (TR30023)
Format:	Lentiviral particles
Components:	GRB2 - Human shRNA lentiviral particles (4 unique 29mer target-specific shRNA, 1 scramble control), 0.5 ml each, >10 ⁷ TU/ml.
RefSeq:	NM_002086 , NM_203506 , NM_002086.1 , NM_002086.2 , NM_002086.3 , NM_002086.4 , NM_203506.1 , NM_203506.2 , BC000631 , BC000631.2 , BC019082 , BC033644 , BC039827 , BC043007 , NM_002086.5
UniProt ID:	P62993
Summary:	The protein encoded by this gene binds the epidermal growth factor receptor and contains one SH2 domain and two SH3 domains. Its two SH3 domains direct complex formation with proline-rich regions of other proteins, and its SH2 domain binds tyrosine phosphorylated sequences. This gene is similar to the Sem5 gene of <i>C.elegans</i> , which is involved in the signal transduction pathway. Two alternatively spliced transcript variants encoding different isoforms have been found for this gene. [provided by RefSeq, Jul 2008]
shRNA Design:	These shRNA constructs were designed against multiple splice variants at this gene locus. To be certain that your variant of interest is targeted, please contact techsupport@origene.com . If you need a special design or shRNA sequence, please utilize our custom shRNA service .

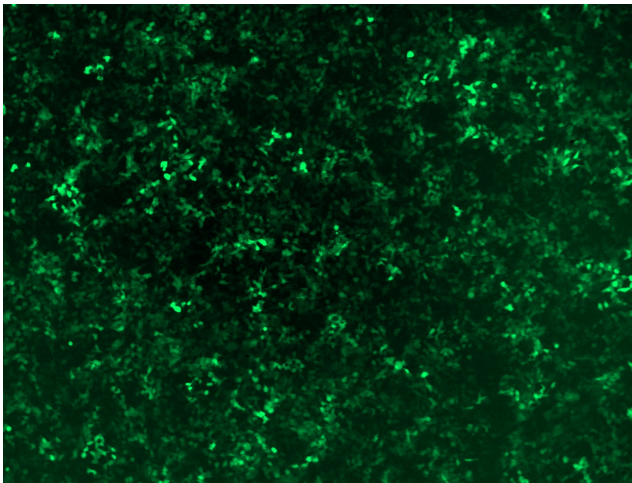


[View online »](#)

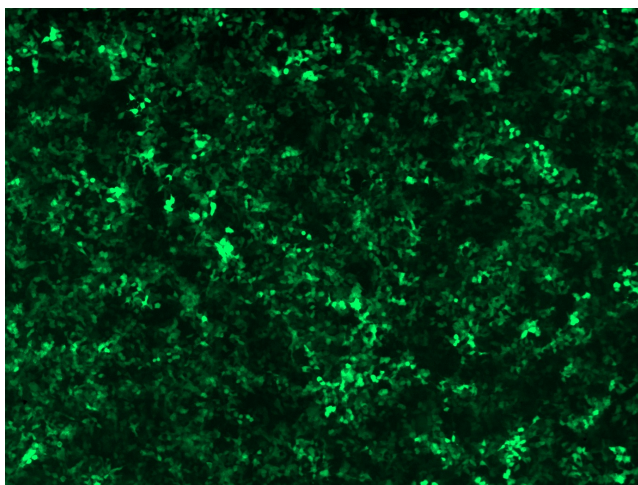
**Performance
Guaranteed:**

OriGene guarantees that the sequences in the shRNA expression cassettes are verified to correspond to the target gene with 100% identity. One of the four constructs at minimum are guaranteed to produce 70% or more gene expression knock-down provided a minimum transfection efficiency of 80% is achieved. Western Blot data is recommended over qPCR to evaluate the silencing effect of the shRNA constructs 72 hrs post transfection. To properly assess knockdown, the gene expression level from the included scramble control vector must be used in comparison with the target-specific shRNA transfected samples.

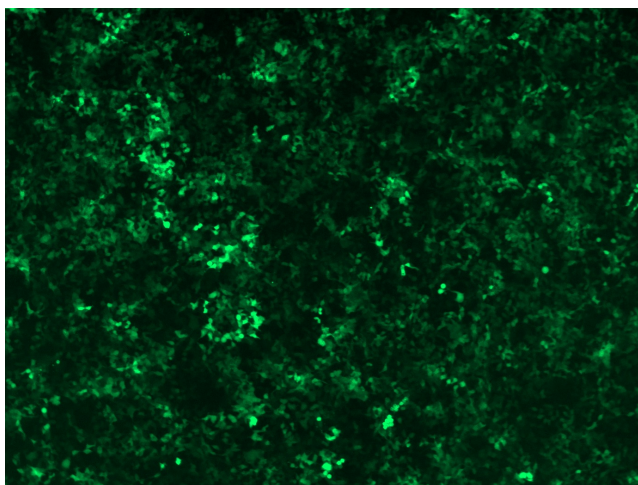
For non-conforming shRNA, requests for replacement product must be made within ninety (90) days from the date of delivery of the shRNA kit. To arrange for a free replacement with newly designed constructs, please contact Technical Services at techsupport@origene.com. Please provide your data indicating the transfection efficiency and measurement of gene expression knockdown compared to the scrambled shRNA control (Western Blot data preferred).

Product images:

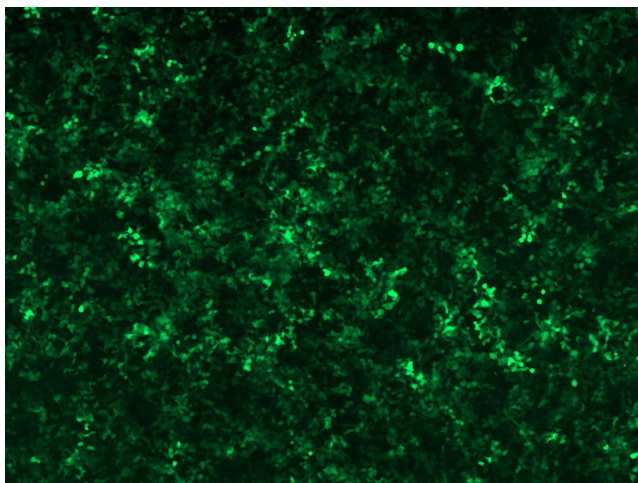
GFP signal was observed under microscope at 48 hours after transduction of TL304209A virus into HEK293 cells. TL304209A virus was prepared using lenti-shRNA TL304209A and [TR30037] packaging kit.



GFP signal was observed under microscope at 48 hours after transduction of TL304209B virus into HEK293 cells. TL304209B virus was prepared using lenti-shRNA TL304209B and [TR30037] packaging kit.



GFP signal was observed under microscope at 48 hours after transduction of [TL304209C] virus into HEK293 cells. [TL304209C] virus was prepared using lenti-shRNA [TL304209C] and [TR30037] packaging kit.



GFP signal was observed under microscope at 48 hours after transduction of [TL304209D] virus into HEK293 cells. [TL304209D] virus was prepared using lenti-shRNA [TL304209D] and [TR30037] packaging kit.