

Product datasheet for **TL302718V**

GPR86 (P2RY13) Human shRNA Lentiviral Particle (Locus ID 53829)

Product data:

Product Type:	shRNA Lentiviral Particles
Product Name:	GPR86 (P2RY13) Human shRNA Lentiviral Particle (Locus ID 53829)
Locus ID:	53829
Synonyms:	FKSG77; G-protein coupled receptor 94; GPCR1; GPCR1, GPR86, GPR94, P2Y13, SP174, FKSG77; GPR86; GPR94; G protein-coupled receptor 86; P2Y13; P2Y purinoceptor 13; purinergic receptor P2Y, G-protein coupled, 13; SP174
Vector:	pGFP-C-shLenti (TR30023)
Format:	Lentiviral particles
Components:	P2RY13 - Human shRNA lentiviral particles (4 unique 29mer target-specific shRNA, 1 scramble control), 0.5 ml each, >10 ⁷ TU/ml.
RefSeq:	NM_023914 , NM_176894 , NM_176894.1 , NM_176894.2 , NM_023914.1 , NM_023914.2 , BC041116 , BC041116.1 , BC029363 , BC066887
UniProt ID:	Q9BPV8
Summary:	The product of this gene belongs to the family of G-protein coupled receptors. This family has several receptor subtypes with different pharmacological selectivity, which overlaps in some cases, for various adenosine and uridine nucleotides. This receptor is activated by ADP. [provided by RefSeq, Sep 2008]
shRNA Design:	These shRNA constructs were designed against multiple splice variants at this gene locus. To be certain that your variant of interest is targeted, please contact techsupport@origene.com . If you need a special design or shRNA sequence, please utilize our custom shRNA service .

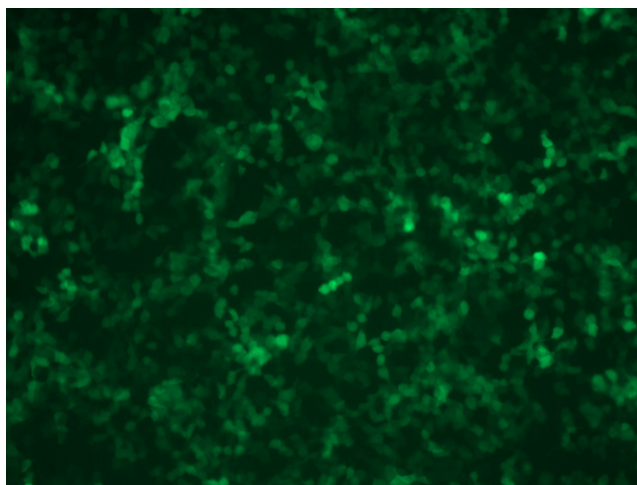


[View online »](#)

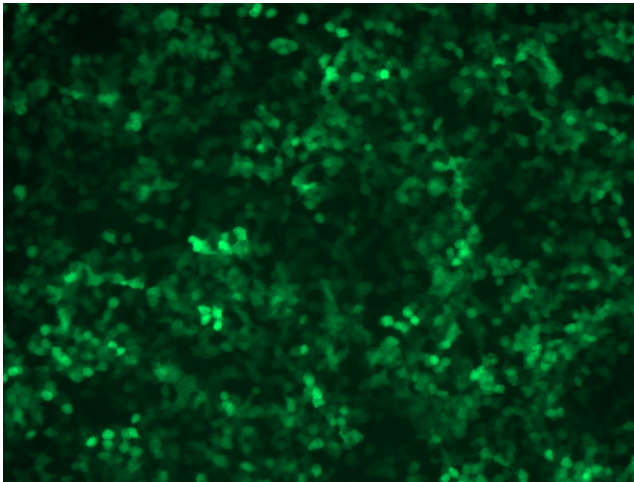
**Performance
Guaranteed:**

OriGene guarantees that the sequences in the shRNA expression cassettes are verified to correspond to the target gene with 100% identity. One of the four constructs at minimum are guaranteed to produce 70% or more gene expression knock-down provided a minimum transfection efficiency of 80% is achieved. Western Blot data is recommended over qPCR to evaluate the silencing effect of the shRNA constructs 72 hrs post transfection. To properly assess knockdown, the gene expression level from the included scramble control vector must be used in comparison with the target-specific shRNA transfected samples.

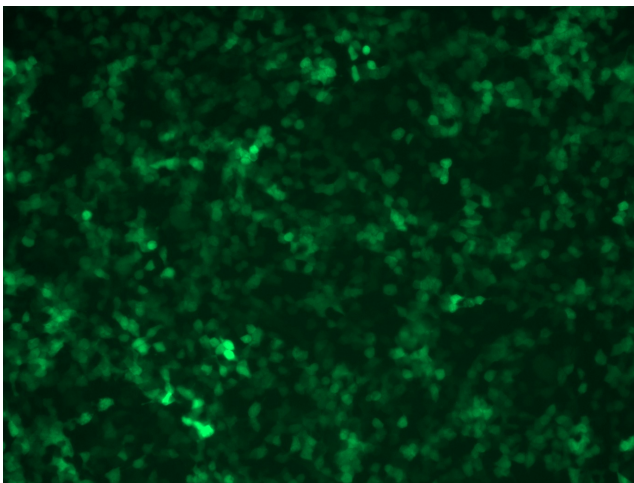
For non-conforming shRNA, requests for replacement product must be made within ninety (90) days from the date of delivery of the shRNA kit. To arrange for a free replacement with newly designed constructs, please contact Technical Services at techsupport@origene.com. Please provide your data indicating the transfection efficiency and measurement of gene expression knockdown compared to the scrambled shRNA control (Western Blot data preferred).

Product images:

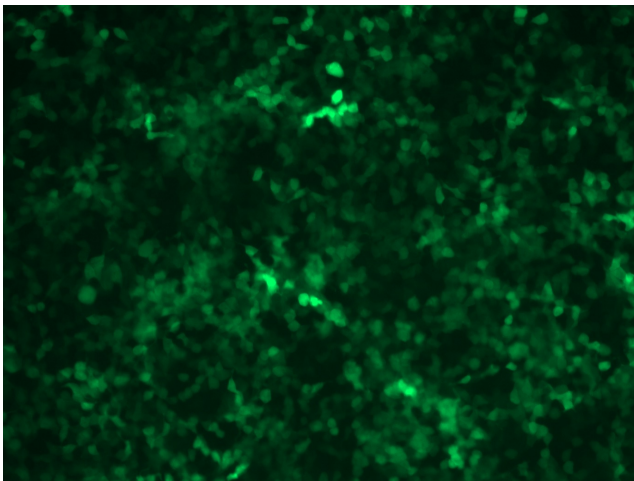
GFP signal was observed under microscope at 48 hours after transduction of TL302718A virus into HEK293 cells. TL302718A virus was prepared using lenti-shRNA TL302718A and [TR30037] packaging kit.



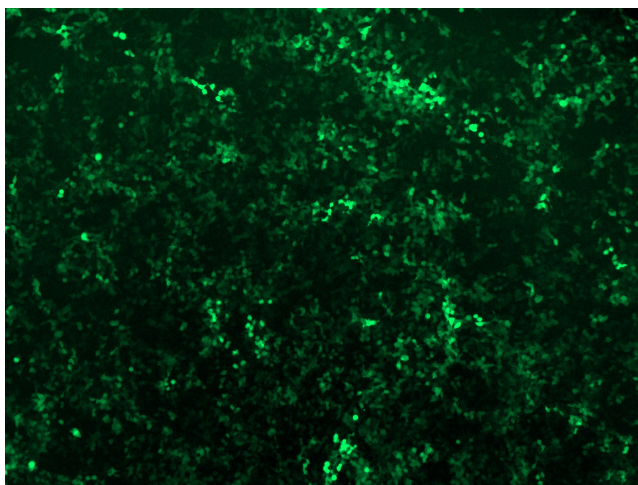
GFP signal was observed under microscope at 48 hours after transduction of TL302718B virus into HEK293 cells. TL302718B virus was prepared using lenti-shRNA TL302718B and [TR30037] packaging kit.



GFP signal was observed under microscope at 48 hours after transduction of [TL302718C] virus into HEK293 cells. [TL302718C] virus was prepared using lenti-shRNA [TL302718C] and [TR30037] packaging kit.



GFP signal was observed under microscope at 48 hours after transduction of [TL302718D] virus into HEK293 cells. [TL302718D] virus was prepared using lenti-shRNA [TL302718D] and [TR30037] packaging kit.



GFP signal was observed under microscope at 48 hours after transduction of [TL302718D] virus into HEK293 cells. [TL302718D] virus was prepared using lenti-shRNA [TL302718D] and [TR30037] packaging kit.