

Product datasheet for **TL300885V**

p53 DINP1 (TP53INP1) Human shRNA Lentiviral Particle (Locus ID 94241)

Product data:

Product Type:	shRNA Lentiviral Particles
Product Name:	p53 DINP1 (TP53INP1) Human shRNA Lentiviral Particle (Locus ID 94241)
Locus ID:	94241
Synonyms:	p53DINP1; SIP; Teap; TP53DINP1; TP53INP1A; TP53INP1B
Vector:	pGFP-C-shLenti (TR30023)
Format:	Lentiviral particles
Components:	TP53INP1 - Human shRNA lentiviral particles (4 unique 29mer target-specific shRNA, 1 scramble control), 0.5 ml each, >10 ⁷ TU/ml.
RefSeq:	NM_001135733 , NM_033285 , NM_033285.1 , NM_033285.2 , NM_033285.3 , NM_001135733.1 , BC074813 , BC074813.2 , BC074868 , NM_001135733.2 , NM_033285.4
UniProt ID:	Q96A56
Summary:	Antiproliferative and proapoptotic protein involved in cell stress response which acts as a dual regulator of transcription and autophagy. Acts as a positive regulator of autophagy. In response to cellular stress or activation of autophagy, relocates to autophagosomes where it interacts with autophagosome-associated proteins GABARAP, GABARAPL1/L2, MAP1LC3A/B/C and regulates autophagy. Acts as an antioxidant and plays a major role in p53/TP53-driven oxidative stress response. Possesses both a p53/TP53-independent intracellular reactive oxygen species (ROS) regulatory function and a p53/TP53-dependent transcription regulatory function. Positively regulates p53/TP53 and p73/TP73 and stimulates their capacity to induce apoptosis and regulate cell cycle. In response to double-strand DNA breaks, promotes p53/TP53 phosphorylation on 'Ser-46' and subsequent apoptosis. Acts as a tumor suppressor by inducing cell death by an autophagy and caspase-dependent mechanism. Can reduce cell migration by regulating the expression of SPARC.[UniProtKB/Swiss-Prot Function]
shRNA Design:	These shRNA constructs were designed against multiple splice variants at this gene locus. To be certain that your variant of interest is targeted, please contact techsupport@origene.com . If you need a special design or shRNA sequence, please utilize our custom shRNA service .

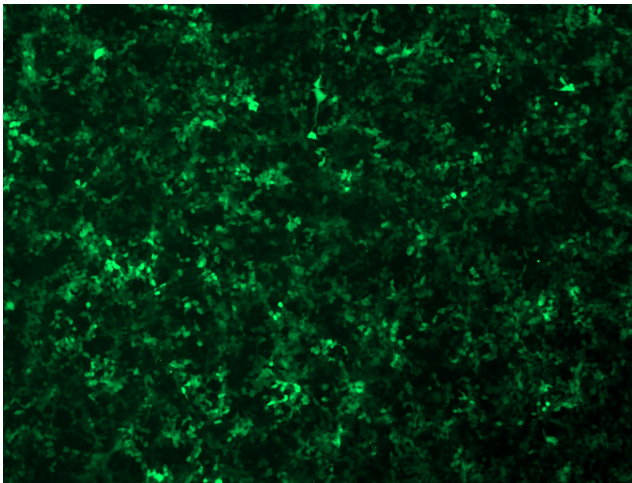


[View online »](#)

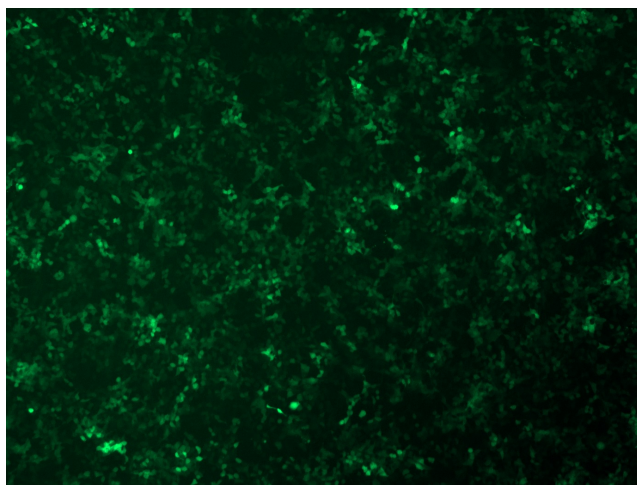
**Performance
Guaranteed:**

OriGene guarantees that the sequences in the shRNA expression cassettes are verified to correspond to the target gene with 100% identity. One of the four constructs at minimum are guaranteed to produce 70% or more gene expression knock-down provided a minimum transfection efficiency of 80% is achieved. Western Blot data is recommended over qPCR to evaluate the silencing effect of the shRNA constructs 72 hrs post transfection. To properly assess knockdown, the gene expression level from the included scramble control vector must be used in comparison with the target-specific shRNA transfected samples.

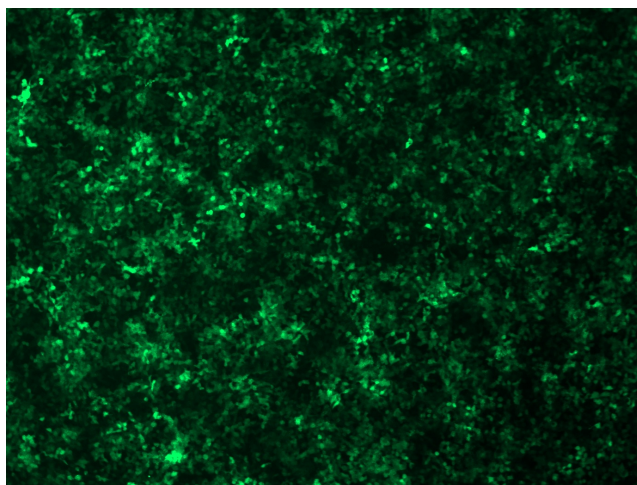
For non-conforming shRNA, requests for replacement product must be made within ninety (90) days from the date of delivery of the shRNA kit. To arrange for a free replacement with newly designed constructs, please contact Technical Services at techsupport@origene.com. Please provide your data indicating the transfection efficiency and measurement of gene expression knockdown compared to the scrambled shRNA control (Western Blot data preferred).

Product images:

GFP signal was observed under microscope at 48 hours after transduction of TL300885A virus into HEK293 cells. TL300885A virus was prepared using lenti-shRNA TL300885A and [TR30037] packaging kit.



GFP signal was observed under microscope at 48 hours after transduction of TL300885B virus into HEK293 cells. TL300885B virus was prepared using lenti-shRNA TL300885B and [TR30037] packaging kit.



GFP signal was observed under microscope at 48 hours after transduction of [TL300885D] virus into HEK293 cells. [TL300885D] virus was prepared using lenti-shRNA [TL300885D] and [TR30037] packaging kit.