

Product datasheet for **TL300266V**

PATZ1 Human shRNA Lentiviral Particle (Locus ID 23598)

Product data:

Product Type:	shRNA Lentiviral Particles
Product Name:	PATZ1 Human shRNA Lentiviral Particle (Locus ID 23598)
Locus ID:	23598
Synonyms:	dj400N23; MAZR; PATZ; RIAZ; ZBTB19; ZNF278; ZSG
Vector:	pGFP-C-shLenti (TR30023)
Format:	Lentiviral particles
Components:	PATZ1 - Human shRNA lentiviral particles (4 unique 29mer target-specific shRNA, 1 scramble control), 0.5 ml each, >10 ⁷ TU/ml.
RefSeq:	<u>NM_014323</u> , <u>NM_032050</u> , <u>NM_032051</u> , <u>NM_032052</u> , <u>NM_032051.1</u> , <u>NM_014323.1</u> , <u>NM_014323.2</u> , <u>NM_032050.1</u> , <u>NM_032052.1</u> , <u>BC021091</u> , <u>BC021091.1</u> , <u>BC051357</u> , <u>NM_032050.2</u> , <u>NM_032051.2</u> , <u>NM_032052.2</u> , <u>NM_014323.3</u>
UniProt ID:	<u>Q9HBE1</u>
Summary:	The protein encoded by this gene contains an A-T hook DNA binding motif which usually binds to other DNA binding structures to play an important role in chromatin modeling and transcription regulation. Its Poz domain is thought to function as a site for protein-protein interaction and is required for transcriptional repression, and the zinc-fingers comprise the DNA binding domain. Since the encoded protein has typical features of a transcription factor, it is postulated to be a repressor of gene expression. In small round cell sarcoma, this gene is fused to EWS by a small inversion of 22q, then the hybrid is thought to be translocated (t(1;22)(p36.1;q12). The rearrangement of chromosome 22 involves intron 8 of EWS and exon 1 of this gene creating a chimeric sequence containing the transactivation domain of EWS fused to zinc finger domain of this protein. This is a distinct example of an intra-chromosomal rearrangement of chromosome 22. Four alternatively spliced transcript variants are described for this gene. [provided by RefSeq, Jul 2008]
shRNA Design:	These shRNA constructs were designed against multiple splice variants at this gene locus. To be certain that your variant of interest is targeted, please contact techsupport@origene.com . If you need a special design or shRNA sequence, please utilize our custom shRNA service .

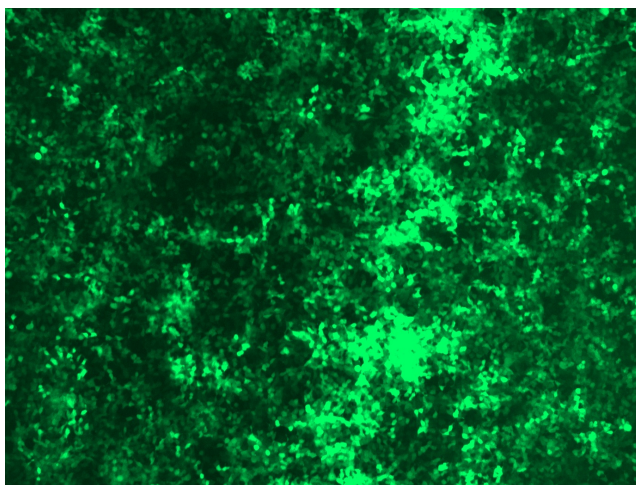


[View online »](#)

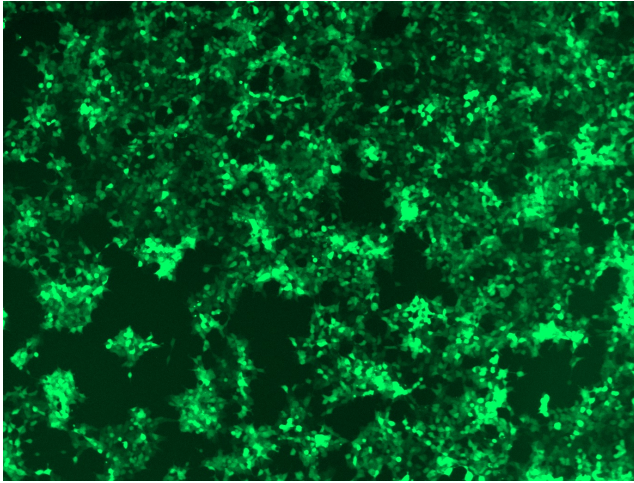
**Performance
Guaranteed:**

OriGene guarantees that the sequences in the shRNA expression cassettes are verified to correspond to the target gene with 100% identity. One of the four constructs at minimum are guaranteed to produce 70% or more gene expression knock-down provided a minimum transfection efficiency of 80% is achieved. Western Blot data is recommended over qPCR to evaluate the silencing effect of the shRNA constructs 72 hrs post transfection. To properly assess knockdown, the gene expression level from the included scramble control vector must be used in comparison with the target-specific shRNA transfected samples.

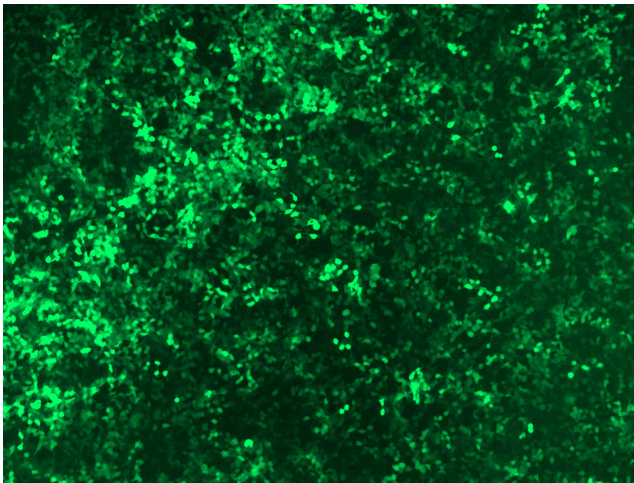
For non-conforming shRNA, requests for replacement product must be made within ninety (90) days from the date of delivery of the shRNA kit. To arrange for a free replacement with newly designed constructs, please contact Technical Services at techsupport@origene.com. Please provide your data indicating the transfection efficiency and measurement of gene expression knockdown compared to the scrambled shRNA control (Western Blot data preferred).

Product images:

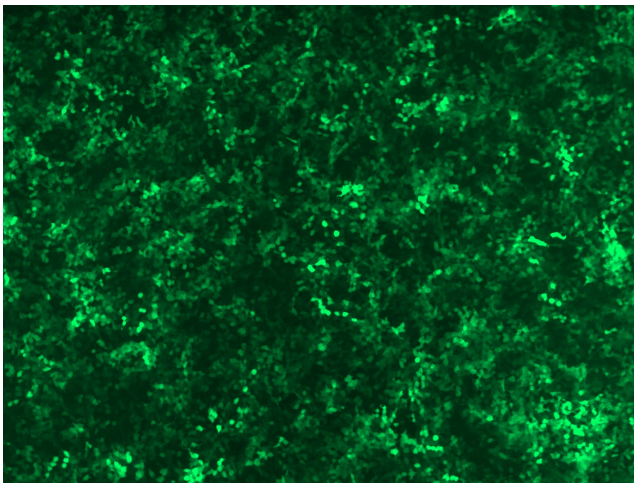
GFP signal was observed under microscope at 48 hours after transduction of TL300266A virus into HEK293 cells. TL300266A virus was prepared using lenti-shRNA TL300266A and [TR30037] packaging kit.



GFP signal was observed under microscope at 48 hours after transduction of TL300266B virus into HEK293 cells. TL300266B virus was prepared using lenti-shRNA TL300266B and [TR30037] packaging kit.



GFP signal was observed under microscope at 48 hours after transduction of [TL300266C] virus into HEK293 cells. [TL300266C] virus was prepared using lenti-shRNA [TL300266C] and [TR30037] packaging kit.



GFP signal was observed under microscope at 48 hours after transduction of [TL300266D] virus into HEK293 cells. [TL300266D] virus was prepared using lenti-shRNA [TL300266D] and [TR30037] packaging kit.