

Product datasheet for **TA813922**

CD45 (PTPRC) Mouse Monoclonal Antibody [Clone ID: OTI1E1]

Product data:

Product Type:	Primary Antibodies
Clone Name:	OTI1E1
Applications:	IHC
Recommended Dilution:	IHC 1:16000
Reactivity:	Human
Host:	Mouse
Isotype:	IgG2b
Clonality:	Monoclonal
Immunogen:	Human recombinant protein fragment corresponding to amino acids 931-1165 of human CD45 (NP_002829) produced in E.coli.
Formulation:	PBS (pH 7.3) containing 1% BSA, 50% glycerol and 0.02% sodium azide.
Concentration:	1 mg/ml
Purification:	Purified from mouse ascites fluids or tissue culture supernatant by affinity chromatography (protein A/G)
Conjugation:	Unconjugated
Storage:	Shipped at -20°C or with ice packs, Upon delivery store at -20°C. Dilute in PBS(pH7.3) if necessary. Stable for 12 months from date of receipt. Avoid repeated freeze-thaws.
Stability:	Stable for 12 months from date of receipt.
Predicted Protein Size:	147.1 kDa
Gene Name:	protein tyrosine phosphatase, receptor type C
Database Link:	NP_002829 Entrez Gene 5788 Human P08575



[View online »](#)

Background:

The protein encoded by this gene is a member of the protein tyrosine phosphatase (PTP) family. PTPs are known to be signaling molecules that regulate a variety of cellular processes including cell growth, differentiation, mitosis, and oncogenic transformation. This PTP contains an extracellular domain, a single transmembrane segment and two tandem intracytoplasmic catalytic domains, and thus is classified as a receptor type PTP. This PTP has been shown to be an essential regulator of T- and B-cell antigen receptor signaling. It functions through either direct interaction with components of the antigen receptor complexes, or by activating various Src family kinases required for the antigen receptor signaling. This PTP also suppresses JAK kinases, and thus functions as a regulator of cytokine receptor signaling. Alternatively spliced transcripts variants of this gene, which encode distinct isoforms, have been reported. [provided by RefSeq, Jun 2012]

Synonyms:

B220; CD45; CD45R; GP180; L-CA; LCA; LY5; T200

Protein Families:

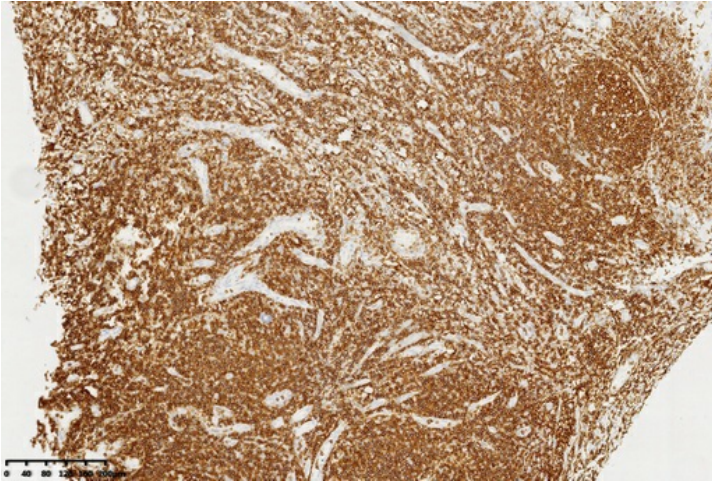
Druggable Genome, ES Cell Differentiation/IPS, Phosphatase, Transmembrane

Protein Pathways:

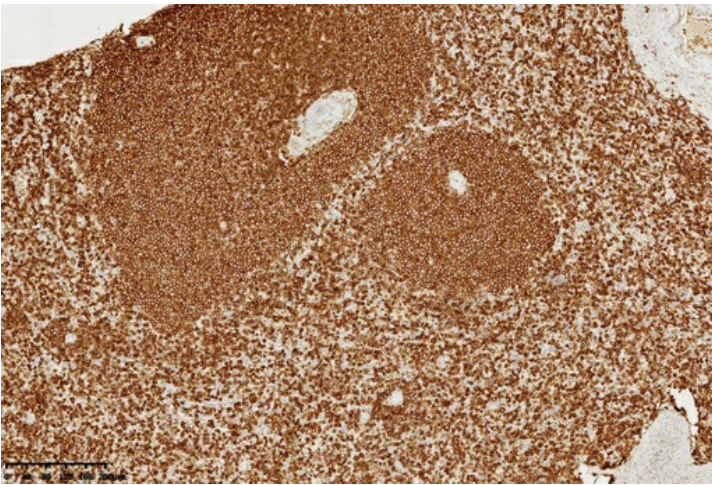
Cell adhesion molecules (CAMs), Fc gamma R-mediated phagocytosis, Primary immunodeficiency, T cell receptor signaling pathway

Product images:

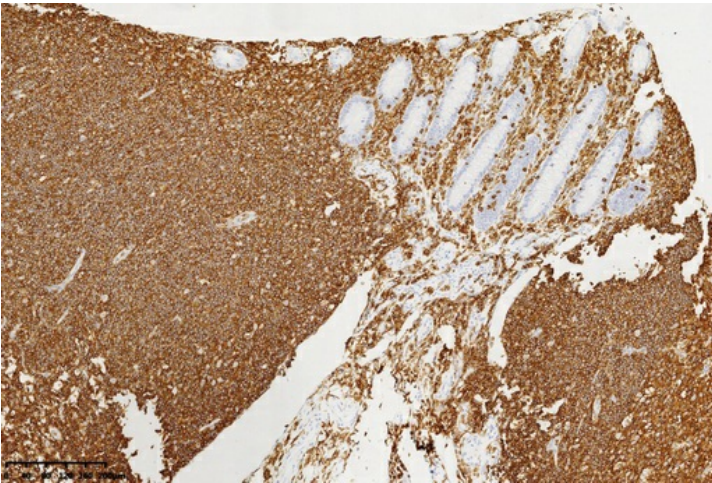
Immunohistochemical staining of paraffin-embedded Human lymphoma tissue using anti-CD45 mouse monoclonal antibody. (Heat-induced epitope retrieval by 1mM EDTA in 10mM Tris buffer (pH8.0) at 120°C for 3 min, TA813922)



Immunohistochemical staining of paraffin-embedded Human tonsil within the normal limits using anti-CD45 mouse monoclonal antibody. (Heat-induced epitope retrieval by 1mM EDTA in 10mM Tris buffer (pH8.0) at 120°C for 3 min, TA813922)



Immunohistochemical staining of paraffin-embedded Human spleen tissue within the normal limits using anti-CD45 mouse monoclonal antibody. (Heat-induced epitope retrieval by 1mM EDTA in 10mM Tris buffer (pH8.0) at 120°C for 3 min, TA813922)



Immunohistochemical staining of paraffin-embedded Human appendix tissue within the normal limits using anti-CD45 mouse monoclonal antibody. (Heat-induced epitope retrieval by 1mM EDTA in 10mM Tris buffer (pH8.0) at 120°C for 3 min, TA813922)