

## Product datasheet for **TA813852S**

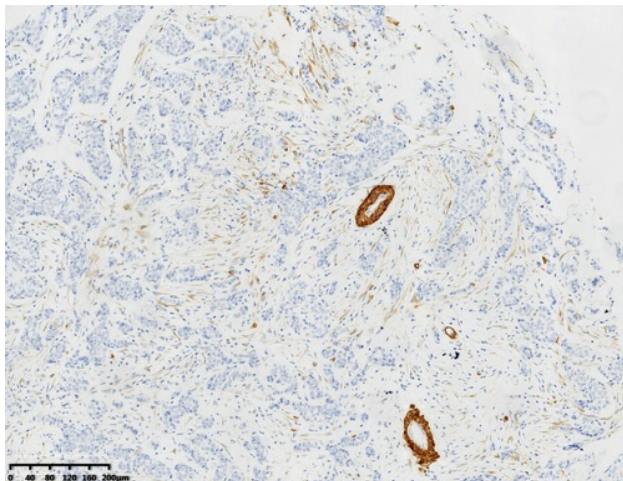
### Calponin (CNN1) Mouse Monoclonal Antibody [Clone ID: OTI2D2]

#### Product data:

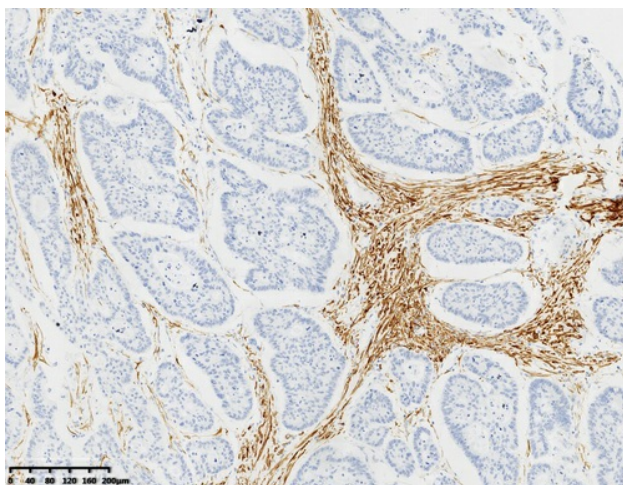
Product Type:	Primary Antibodies
Clone Name:	OTI2D2
Applications:	IHC
Recommended Dilution:	IHC 1:800
Reactivity:	Human, Mouse, Rat
Host:	Mouse
Isotype:	IgG1
Clonality:	Monoclonal
Immunogen:	Human recombinant protein fragment corresponding to amino acids 67-257 of human Calponin1 (NP_001290) produced in E.coli.
Formulation:	PBS (pH 7.3) containing 1% BSA, 50% glycerol and 0.02% sodium azide.
Concentration:	1 mg/ml
Purification:	Purified from mouse ascites fluids or tissue culture supernatant by affinity chromatography (protein A/G)
Conjugation:	Unconjugated
Storage:	Shipped at -20°C or with ice packs, Upon delivery store at -20°C. Dilute in PBS(pH7.3) if necessary. Stable for 12 months from date of receipt. Avoid repeated freeze-thaws.
Stability:	Stable for 12 months from date of receipt.
Predicted Protein Size:	33.2 kDa
Gene Name:	calponin 1
Database Link:	<a href="#">NP_001290</a> <a href="#">Entrez Gene 12797 MouseEntrez Gene 65204 RatEntrez Gene 1264 Human P51911</a>
Synonyms:	HEL-S-14; Sm-Calp; SMCC



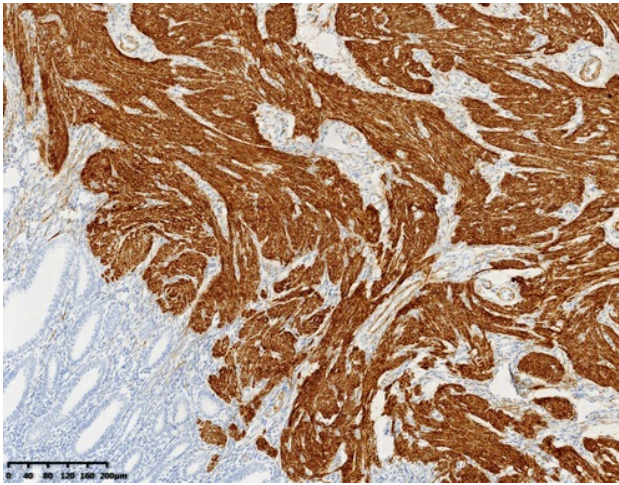
[View online »](#)

**Product images:**

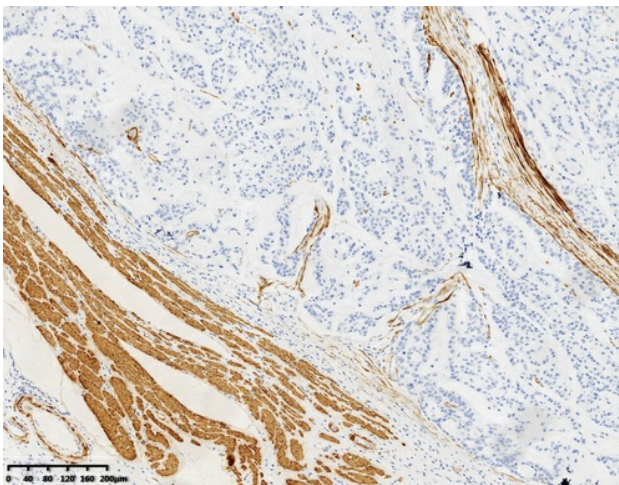
Immunohistochemical staining of paraffin-embedded Adenocarcinoma of Human breast tissue using anti-Calponin1 mouse monoclonal antibody. (Heat-induced epitope retrieval by 1mM EDTA in 10mM Tris buffer (pH8.0) at 120°C for 3 min, [TA813852])



Immunohistochemical staining of paraffin-embedded Adenocarcinoma of Human colon tissue using anti-Calponin1 mouse monoclonal antibody. (Heat-induced epitope retrieval by 1mM EDTA in 10mM Tris buffer (pH8.0) at 120°C for 3 min, [TA813852])



Immunohistochemical staining of paraffin-embedded Human endometrium tissue within the normal limits using anti-Calponin1 mouse monoclonal antibody. (Heat-induced epitope retrieval by 1mM EDTA in 10mM Tris buffer (pH8.0) at 120°C for 3 min, [TA813852])



Immunohistochemical staining of paraffin-embedded Human Gastric Carcinoma using anti-Calponin1 mouse monoclonal antibody. (Heat-induced epitope retrieval by 1mM EDTA in 10mM Tris buffer (pH8.0) at 120°C for 3 min, [TA813852])