

Product datasheet for **TA812670BM**

UAP56 (DDX39B) Mouse Monoclonal Antibody (HRP conjugated) [Clone ID: OTI8B8]

Product data:

Product Type:	Primary Antibodies
Clone Name:	OTI8B8
Applications:	IHC, WB
Recommended Dilution:	WB 1:500, IHC 1:500
Reactivity:	Human, Dog, Monkey, Mouse, Rat
Host:	Mouse
Isotype:	IgG1
Clonality:	Monoclonal
Immunogen:	Human recombinant protein fragment corresponding to amino acids 319-428 of human DDX39B (NP_004631) produced in E.coli.
Formulation:	PBS (pH 7.3) containing 1% BSA, 50% glycerol.
Concentration:	0.5 mg/ml
Purification:	Purified from mouse ascites fluids or tissue culture supernatant by affinity chromatography (protein A/G)
Conjugation:	HRP
Storage:	Store at -20°C as received.
Stability:	Stable for 12 months from date of receipt.
Predicted Protein Size:	48.8 kDa
Gene Name:	DEAD-box helicase 39B
Database Link:	NP_004631 Entrez Gene 53817 Mouse Entrez Gene 114612 Rat Entrez Gene 474839 Dog Entrez Gene 715233 Monkey Entrez Gene 7919 Human Q13838



[View online »](#)

Background:

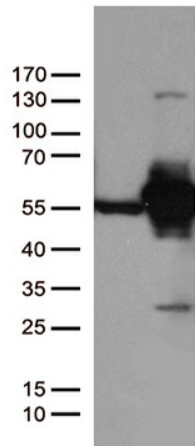
Splice factor that is required for the first ATP-dependent step in spliceosome assembly and for the interaction of U2 snRNP with the branchpoint. Has both RNA-stimulated ATP binding/hydrolysis activity and ATP-dependent RNA unwinding activity. Even with the stimulation of RNA, the ATPase activity is weak. Can only hydrolyze ATP but not other NTPs. The RNA stimulation of ATPase activity does not have a strong preference for the sequence and length of the RNA. However, ssRNA stimulates the ATPase activity much more strongly than dsRNA. Can unwind 5' or 3' overhangs or blunt end RNA duplexes in vitro. The ATPase and helicase activities are not influenced by U2AF2; the effect of ALYREF/THOC4 is reported conflictingly with [PubMed:23299939] reporting a stimulatory effect. [UniProtKB/Swiss-Prot Function]

Synonyms:

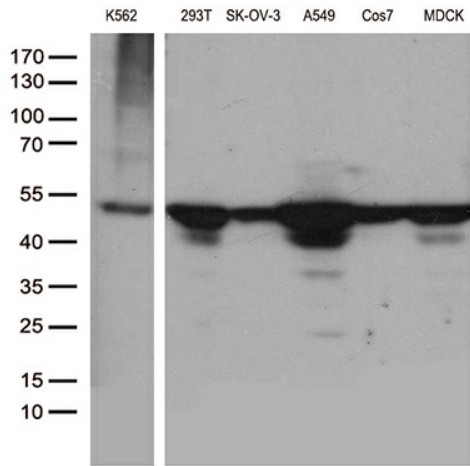
BAT1; D6S81E; UAP56

Protein Pathways:

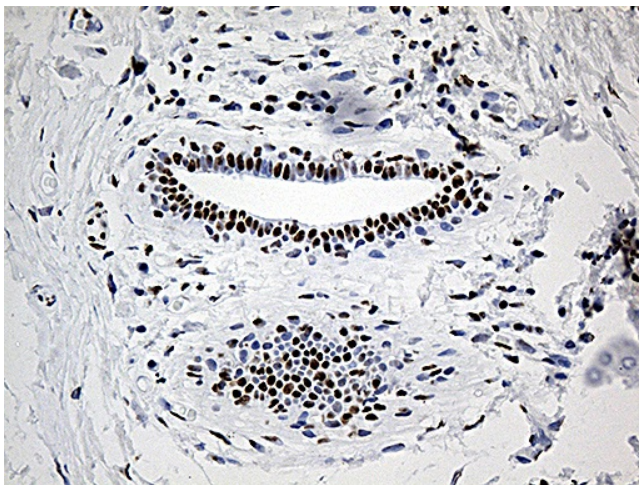
Spliceosome

Product images:

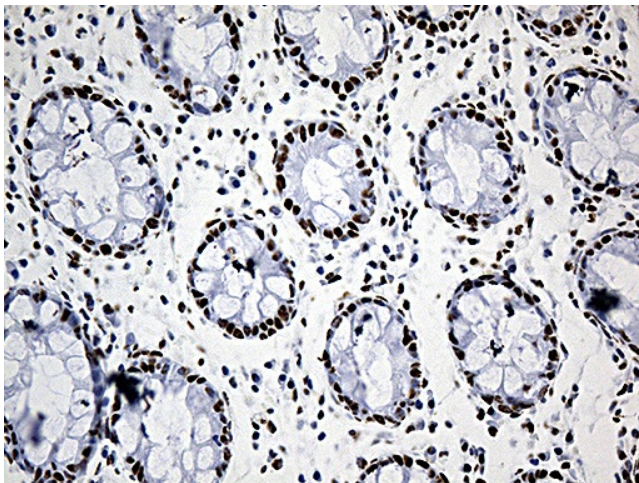
HEK293T cells were transfected with the pCMV6-ENTRY control (Cat# [PS100001], Left lane) or pCMV6-ENTRY DDX39B (Cat# [RC201248], Right lane) cDNA for 48 hrs and lysed. Equivalent amounts of cell lysates (5 ug per lane) were separated by SDS-PAGE and immunoblotted with anti-DDX39B (Cat# [TA812670])(1:500). Positive lysates [LY401471] (100ug) and [LC401471] (20ug) can be purchased separately from OriGene.



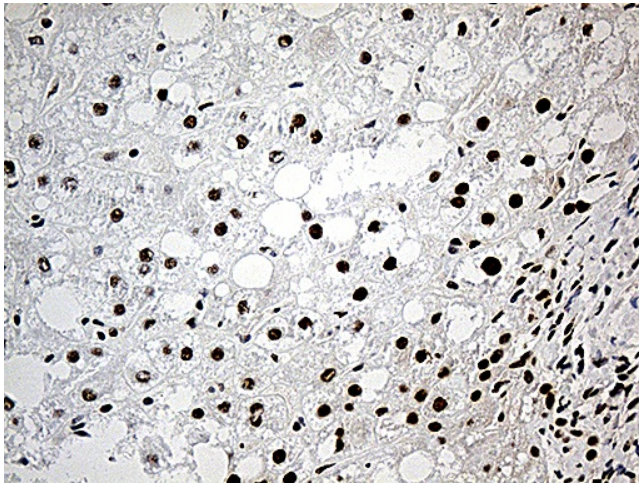
Western blot analysis of extracts (35ug) from different 6 cell lines by using anti-DDX39B monoclonal antibody (1:500).



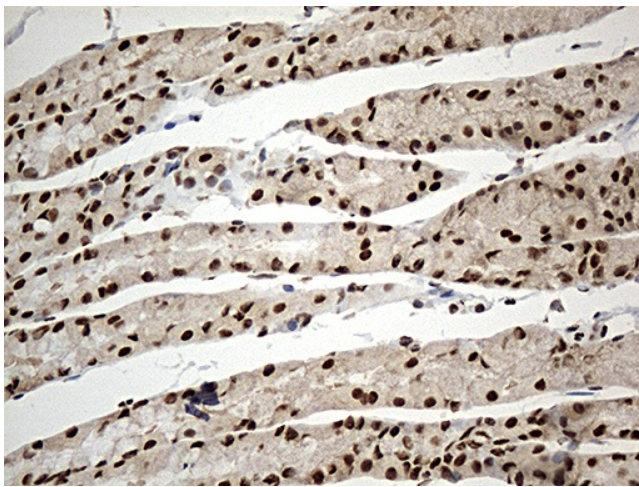
Immunohistochemical staining of paraffin-embedded Human breast tissue within the normal limits using anti-DDX39B mouse monoclonal antibody. (Heat-induced epitope retrieval by 1mM EDTA in 10mM Tris buffer (pH8.5) at 120°C for 3min, [TA812670]) (1:500)



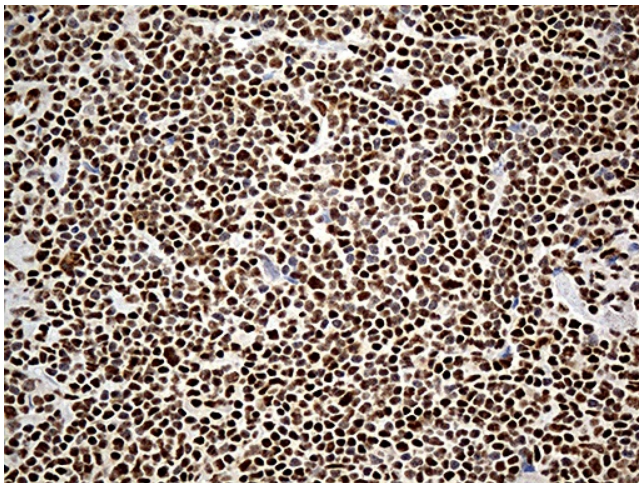
Immunohistochemical staining of paraffin-embedded Human colon tissue within the normal limits using anti-DDX39B mouse monoclonal antibody. (Heat-induced epitope retrieval by 1mM EDTA in 10mM Tris buffer (pH8.5) at 120°C for 3min, [TA812670]) (1:500)



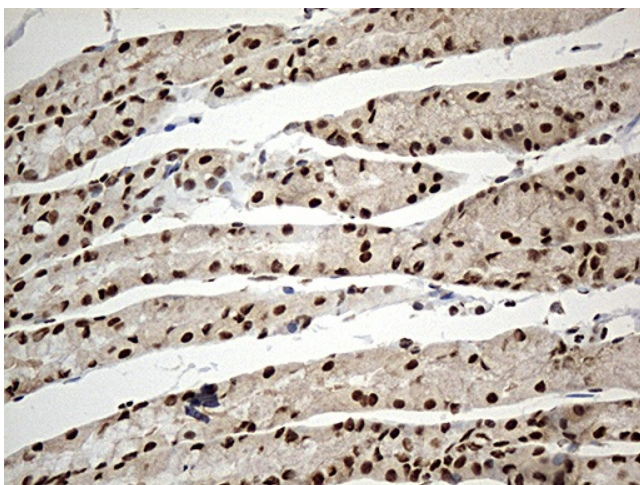
Immunohistochemical staining of paraffin-embedded Carcinoma of Human liver tissue using anti-DDX39B mouse monoclonal antibody. (Heat-induced epitope retrieval by 1mM EDTA in 10mM Tris buffer (pH8.5) at 120°C for 3min, [TA812670]) (1:500)



Immunohistochemical staining of paraffin-embedded Human bladder tissue within the normal limits using anti-DDX39B mouse monoclonal antibody. (Heat-induced epitope retrieval by 1mM EDTA in 10mM Tris buffer (pH8.5) at 120°C for 3min, [TA812670]) (1:500)



Immunohistochemical staining of paraffin-embedded Human lymphoma tissue using anti-DDX39B mouse monoclonal antibody. (Heat-induced epitope retrieval by 1mM EDTA in 10mM Tris buffer (pH8.5) at 120°C for 3min, [TA812670]) (1:500)



Immunohistochemical staining of paraffin-embedded Human gastric tissue within the normal limits using anti-DDX39B mouse monoclonal antibody. (Heat-induced epitope retrieval by 1mM EDTA in 10mM Tris buffer (pH8.5) at 120°C for 3min, [TA812670]) (1:500)